

GAO

Fact Sheet for the Chairman,
Subcommittee on Defense, Committee on
Appropriations, House of Representatives

May 1989

ADP BUDGET

Department of the Air Force's Information Technology Systems Obligations



**Information Management and
Technology Division**

B-231233

May 22, 1989

The Honorable John P. Murtha
Chairman, Subcommittee on Defense
Committee on Appropriations
House of Representatives

Dear Mr. Chairman:

On October 19, 1988, your predecessor asked us to review the Department of Defense fiscal year 1990 budget request for automated data processing resources to assist the Subcommittee in its budget deliberations. As part of this request, we agreed on January 11, 1989, to provide your office with budget information from four Defense Reports on Obligations for Information Technology Systems. This report provides Department of the Air Force budget information.

Our information comes from the Air Force's reports for fiscal years 1987, 1988/1989, amended 1988/1989, and 1990/1991. They are required by Office of Management and Budget Circular A-11, Preparation and Submission of Budget Estimates. As specified in the circular, they show the Air Force's obligations for information technology activities by fiscal year distributed among such categories as capital investment,¹ personnel, rental and other, and commercial services. The obligation reports also distribute obligations among appropriation accounts—such as Other Procurement, Air Force; Operation and Maintenance, Air Force; and Research, Development, Test, and Evaluation, Air Force.

Appendixes I-III depict Air Force information technology obligations over 5 years, fiscal years 1986-1990. Appendix I shows total information technology obligations, which have increased slightly since fiscal year 1986. Appendix II, which shows these obligations distributed by appropriation account, indicates that most are from the Operation and Maintenance, Air Force account. The first figure in appendix III shows that capital investment obligations have decreased, while personnel obligations have increased. To distinguish equipment lease obligations from the total rental and other category, figure III.2 contains a detailed break-out of obligations for equipment leases and supplies. This figure shows that equipment lease obligations have decreased, while obligations for supplies have increased. Appendix III also shows capital investment

¹Capital investment includes obligations for computer equipment, software, and site preparation.

obligations and Other Procurement, Air Force obligations to indicate potential procurement funding for capital investment purchases.


We compared original obligation estimates and actual obligations for fiscal years 1987 and 1988 only. These comparisons are shown in appendixes IV and V, respectively. Actual fiscal year 1987 obligations exceeded the original fiscal year 1987 estimated obligations, while the estimated and actual obligations are about the same for fiscal year 1988. Finally, appendix VI shows the actual data extracted for this report.

Our work was conducted in February and March 1989. We discussed the contents of this fact sheet with an Office of the Secretary of Defense representative and incorporated his views where appropriate.

We are providing copies of this report to the Chairmen, House and Senate Committees on Appropriations; the Chairmen, House and Senate Committees on Armed Services; the Chairman, House Committee on Government Operations; and the Chairman, Senate Committee on Governmental Affairs. We are also providing copies to the Secretary of Defense; the Secretary of the Air Force; and the Director, Office of Management and Budget. We will make copies available to other interested parties upon request.

This report was prepared under the direction of William S. Franklin, Associate Director. Other major contributors are listed in appendix VII.

Sincerely yours,



Ralph V. Carlone
Assistant Comptroller General

Contents

Letter	1
Appendix I Information Technology Obligations by Fiscal Year	8
Appendix II Information Technology Obligations by Appropriation Account	9
Appendix III Information Technology Obligations by Category	11
Appendix IV Fiscal Year 1987 Obligations	15
Appendix V Fiscal Year 1988 Obligations	18

Appendix VI Information Technology Obligations		21
Appendix VII Major Contributors to This Report	Information Management and Technology Division, Washington, D.C.	22 22
Figures		
	Figure II.1: Information Technology Obligations by Appropriation Account	9
	Figure II.2: Percentage of Information Technology Obligations by Appropriation Account	10
	Figure III.1: Information Technology Obligations by Category	11
	Figure III.2: Information Technology Rental and Other Obligations by Subcategory	12
	Figure III.3: Information Technology Obligations for Capital Investments and for Other Procurement, Air Force	13
	Figure III.4: Percentage of Information Technology Obligations by Category	14
	Figure IV.1: Estimated Versus Actual Information Technology Obligations for Fiscal Year 1987	15
	Figure IV.2: Estimated Versus Actual Information Technology Obligations for Fiscal Year 1987 by Appropriation Account	16
	Figure IV.3: Estimated Versus Actual Information Technology Obligations for Fiscal Year 1987 by Category	17
	Figure V.1: Estimated Versus Actual Information Technology Obligations for Fiscal Year 1988	18
	Figure V.2: Estimated Versus Actual Information Technology Obligations for Fiscal Year 1988 by Appropriation Account	19
	Figure V.3: Estimated Versus Actual Information Technology Obligations for Fiscal Year 1988 by Category	20

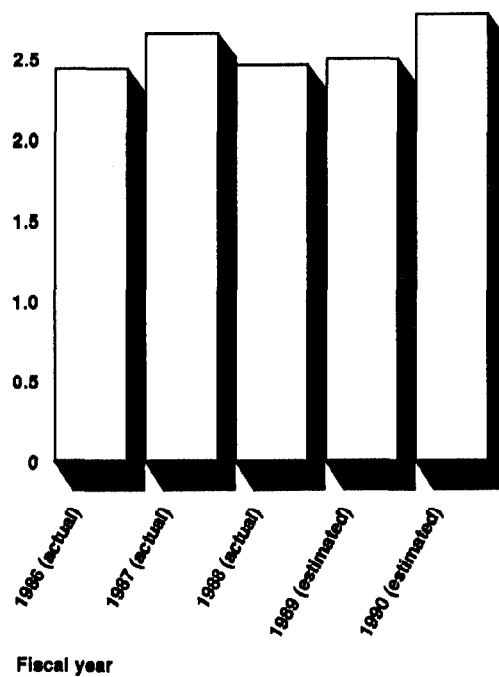
Contents

Abbreviations

GAO General Accounting Office
IMTEC Information Management and Technology Division

Information Technology Obligations by Fiscal Year

3.0 Total Obligations (Dollars in Billions)

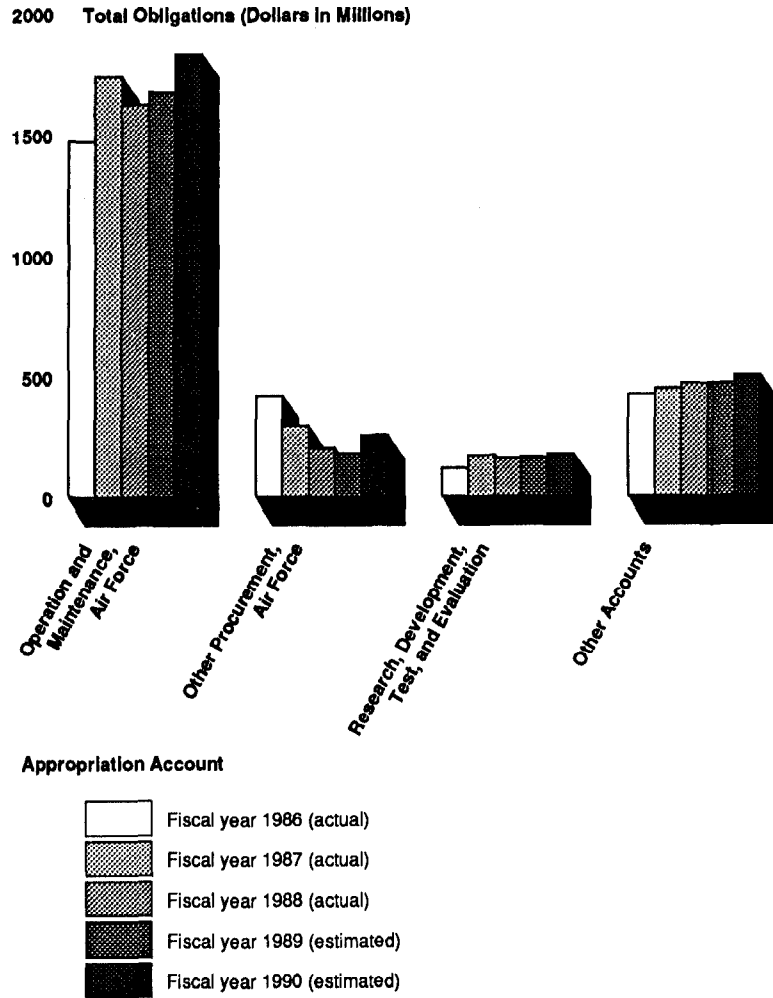


Obligations shown in this and subsequent appendixes are from the following information technology systems obligations reports:

- Fiscal year 1986 actual obligations are from the fiscal year 1988/1989 report.
- Fiscal year 1987 actual obligations are from the amended fiscal year 1988/1989 report.
- Fiscal year 1988 actual obligations, and fiscal year 1989 and 1990 estimated obligations are from the fiscal year 1990/1991 report.

Information Technology Obligations by Appropriation Account

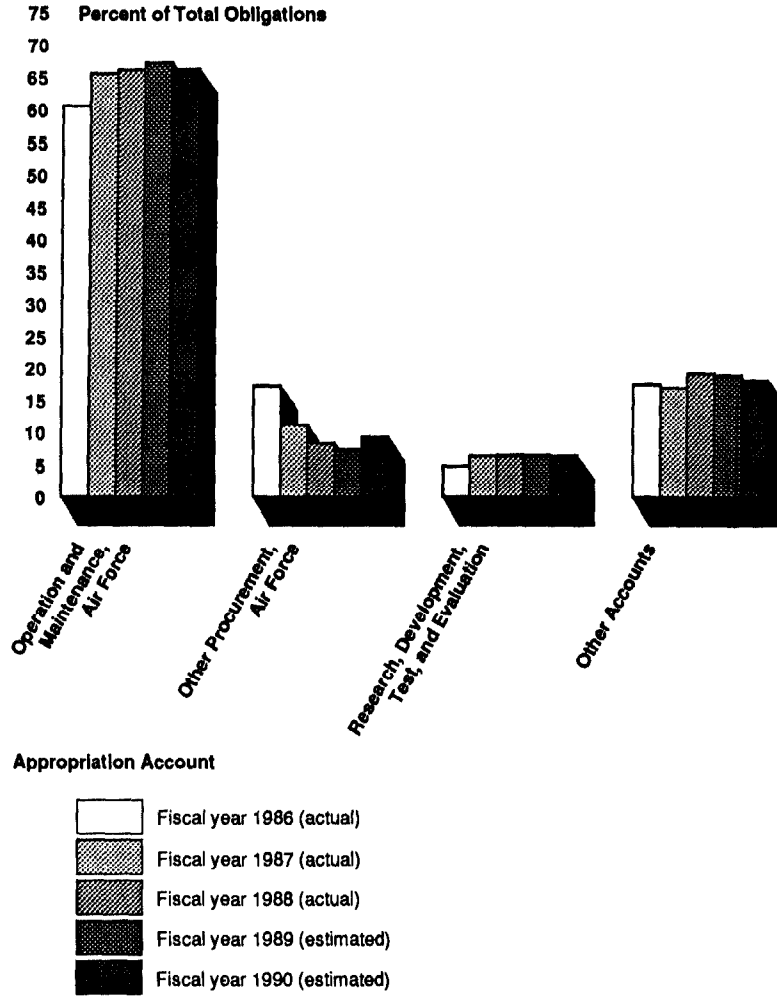
Figure II.1: Information Technology Obligations by Appropriation Account



Other accounts include Missile Procurement; Military Personnel, Air Force; Military Construction, Air Force; Operation and Maintenance, Air Force Reserves; and Operation and Maintenance, Air National Guard.

**Appendix II
Information Technology Obligations by
Appropriation Account**

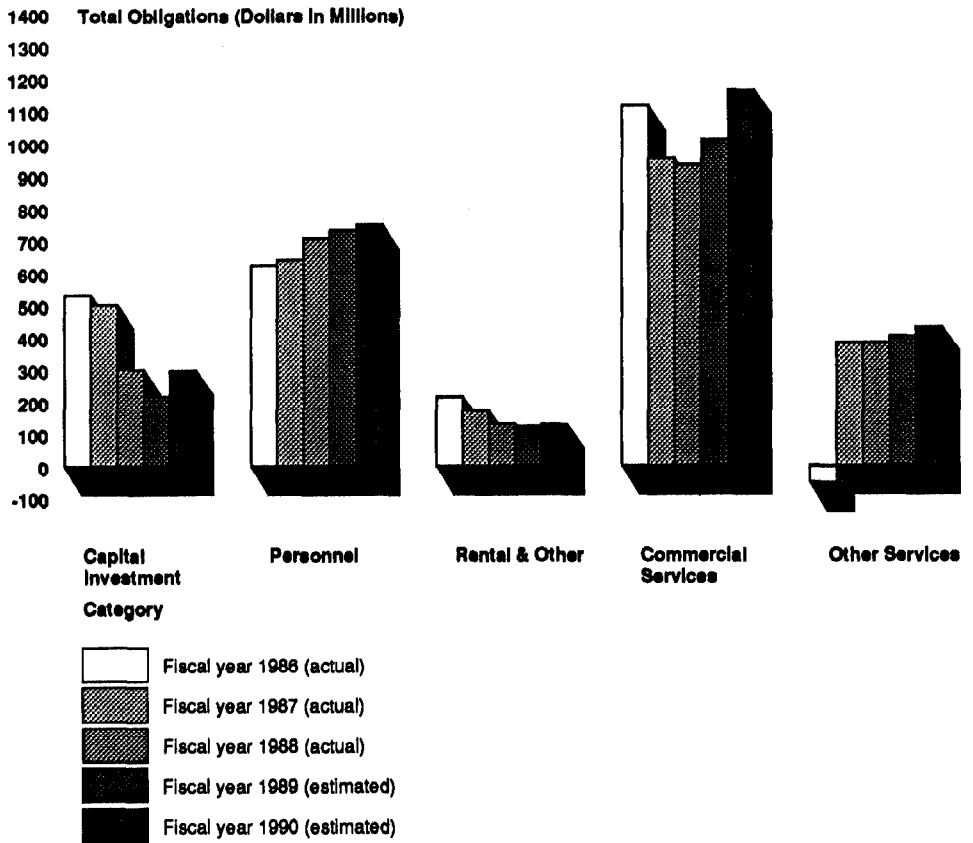
**Figure II.2: Percentage of Information
Technology Obligations by Appropriation
Account**



Other accounts include Missile Procurement; Military Personnel, Air Force; Military Construction, Air Force; Operation and Maintenance, Air Force Reserves; and Operation and Maintenance, Air National Guard.

Information Technology Obligations by Category

Figure III.1: Information Technology Obligations by Category

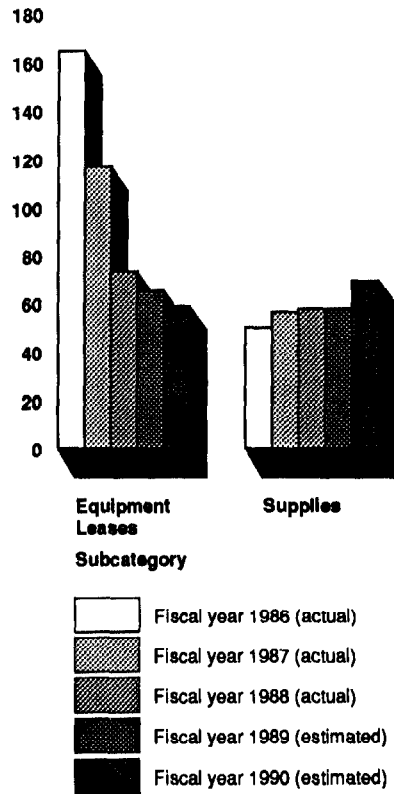


Other services include obligations related to payments and collections for information technology services within and between agencies, and between an agency and an entity outside the executive branch.

Appendix III
 Information Technology Obligations
 by Category

Figure III.2: Information Technology
 Rental and Other Obligations by
 Subcategory

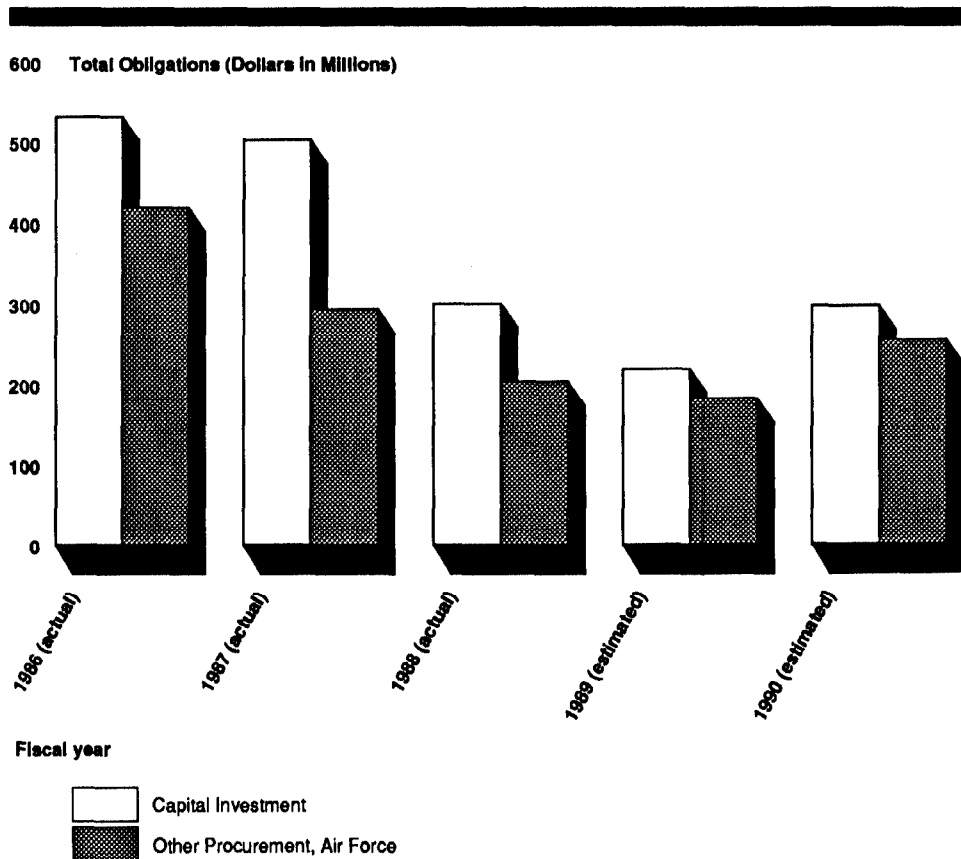
200 Rental & Other Obligations (Dollars in Millions)



Space lease actual and estimated obligations are zero for each year covered by this chart.

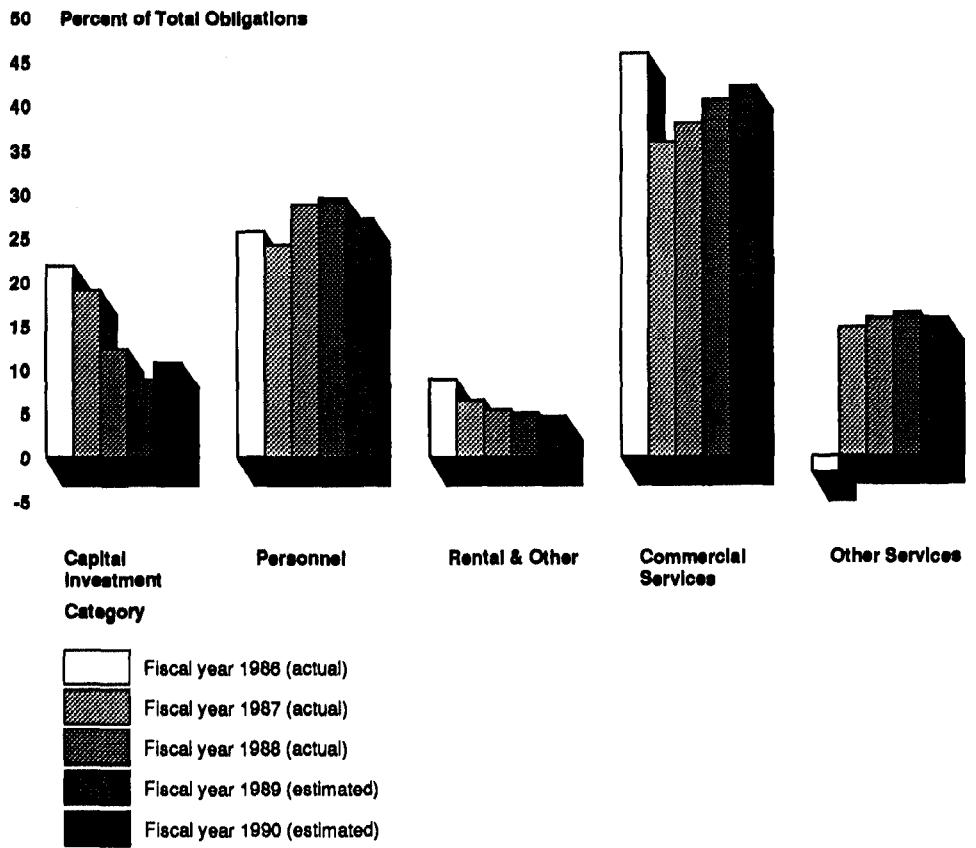
Appendix III
Information Technology Obligations
by Category

Figure III.3: Information Technology Obligations for Capital Investments and for Other Procurement, Air Force



**Appendix III
Information Technology Obligations
by Category**

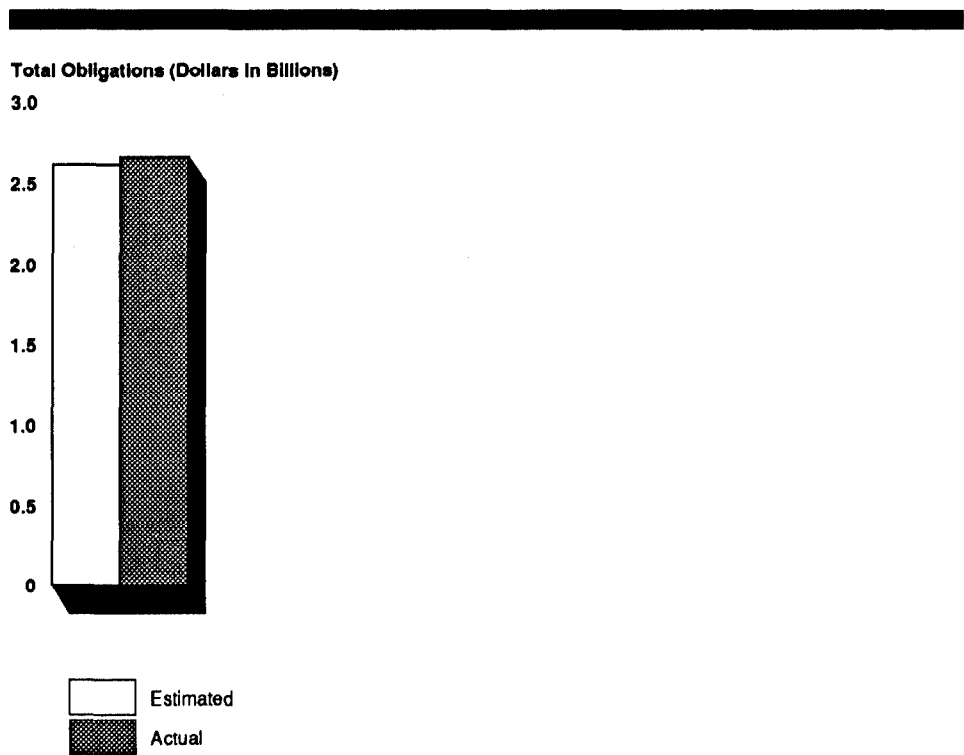
Figure III.4: Percentage of Information Technology Obligations by Category



Other services include obligations related to payments and collections for information technology services within and between agencies, and between an agency and an entity outside the executive branch.

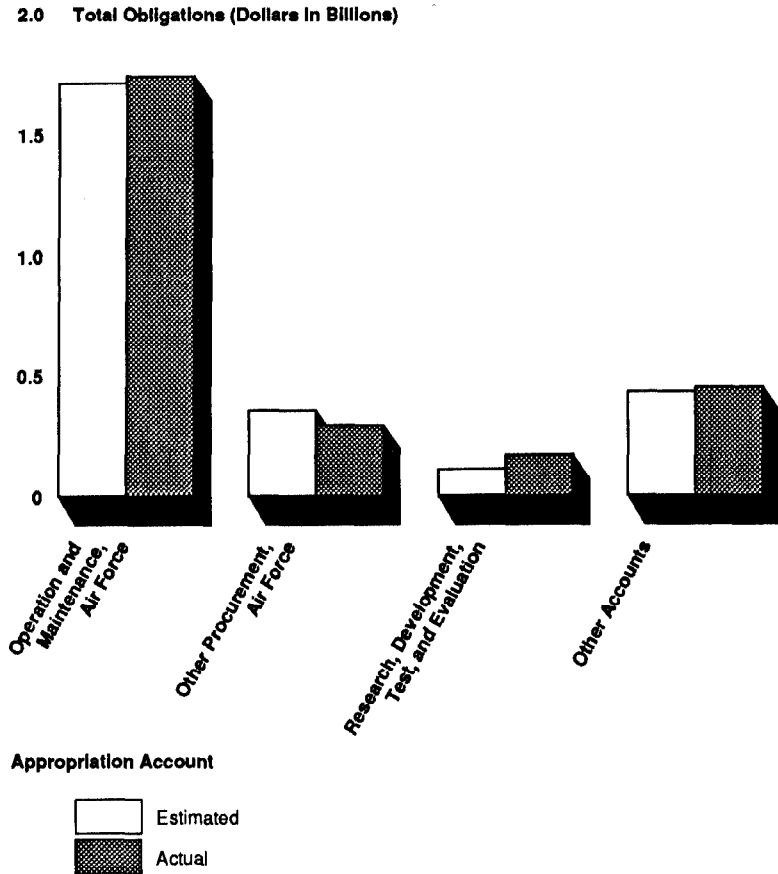
Fiscal Year 1987 Obligations

Figure IV.1: Estimated Versus Actual Information Technology Obligations for Fiscal Year 1987



Estimated fiscal year 1987 obligations are from the fiscal year 1987 report on information technology obligations. Actual fiscal year 1987 obligations are from the amended fiscal year 1988/1989 report on information technology obligations.

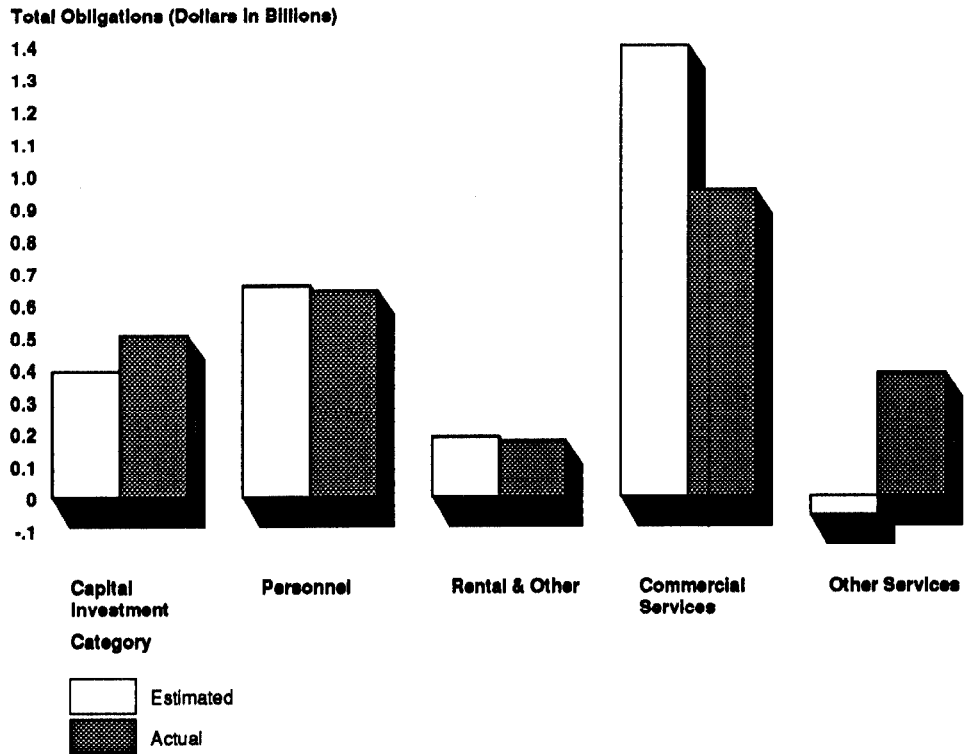
Figure IV.2: Estimated Versus Actual Information Technology Obligations for Fiscal Year 1987 by Appropriation Account



Estimated fiscal year 1987 obligations are from the fiscal year 1987 report on information technology obligations. Actual fiscal year 1987 obligations are from the amended fiscal year 1988/1989 report on information technology obligations.

Other accounts include Missile Procurement; Military Personnel, Air Force; Military Construction, Air Force; Operation and Maintenance, Air Force Reserves; and Operation and Maintenance, Air National Guard.

Figure IV.3: Estimated Versus Actual Information Technology Obligations for Fiscal Year 1987 by Category




Estimated fiscal year 1987 obligations are from the fiscal year 1987 report on information technology obligations. Actual fiscal year 1987 obligations are from the amended fiscal year 1988/1989 report on information technology obligations.

Other services include obligations related to payments and collections for information technology services within and between agencies, and between an agency and an entity outside the executive branch.

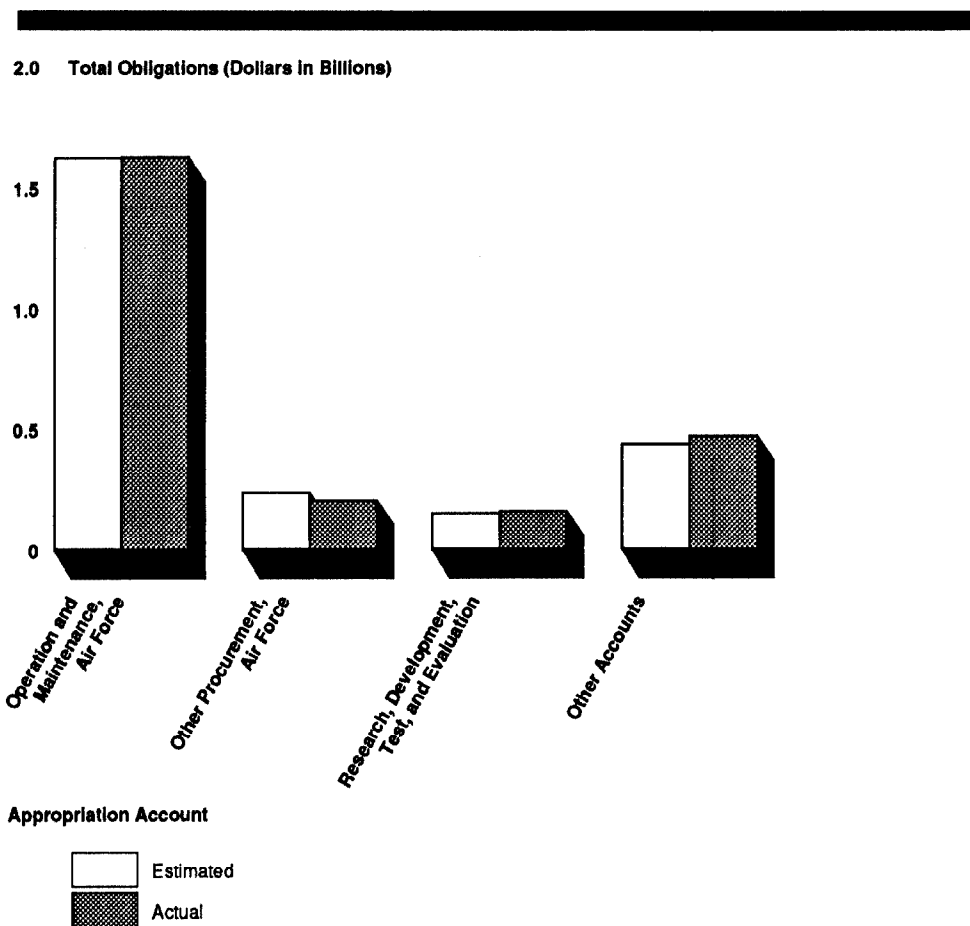
Fiscal Year 1988 Obligations

Figure V.1: Estimated Versus Actual Information Technology Obligations for Fiscal Year 1988



Estimated fiscal year 1988 obligations are from the fiscal year 1988/1989 report on information technology obligations. Actual fiscal year 1988 obligations are from the fiscal year 1990/1991 report on information technology obligations.

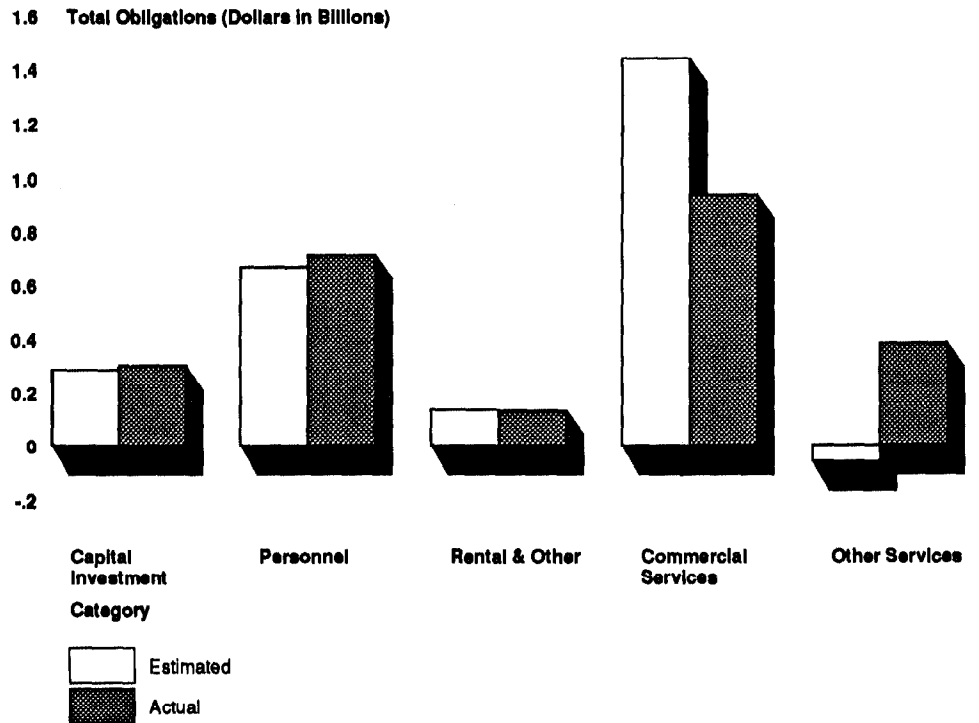
Figure V.2: Estimated Versus Actual Information Technology Obligations for Fiscal Year 1988 by Appropriation Account



Estimated fiscal year 1988 obligations are from the fiscal year 1988/1989 report on information technology obligations. Actual fiscal year 1988 obligations are from the fiscal year 1990/1991 report on information technology obligations.

Other accounts include Missile Procurement; Military Personnel, Air Force; Military Construction, Air Force; Operation and Maintenance, Air Force Reserves; and Operation and Maintenance, Air National Guard.

Figure V.3: Estimated Versus Actual Information Technology Obligations for Fiscal Year 1988 by Category



Estimated fiscal year 1988 obligations are from the fiscal year 1988/1989 report on information technology obligations. Actual fiscal year 1988 obligations are from the fiscal year 1990/1991 report on information technology obligations.

Other services include obligations related to payments and collections for information technology services within and between agencies, and between an agency and an entity outside the executive branch.

Information Technology Obligations

Dollars in Thousands

	Fiscal Year						
	1986 Actual	1987 Estimate	1987 Actual	1988 Estimate	1988 Actual	1989 Estimate	1990 Estimate
Capital Investment	532,743	392,237	503,022	286,179	301,383	218,900	297,709
Personnel	625,067	656,341	641,448	665,229	708,213	735,824	750,268
Rental and Other	214,728	184,734	173,422	135,745	131,157	123,208	128,285
Equipment Leases	164,612	131,339	117,050	74,464	73,439	65,421	58,775
Space Leases	0	0	0	0	0	0	0
Supplies	50,116	53,395	56,372	61,281	57,718	57,787	69,510
Commercial Services	1,115,095	1,432,441	952,588	1,416,237	934,318	1,012,668	1,163,143
Inter-Agency Services							
Payments	1,518	618	2,504	1,979	1,435	1,860	2,685
Collections	(7,785)	(7,144)	(7,144)	(7,009)	(6,288)	(6,285)	(6,285)
Difference	(6,267)	(6,526)	(4,640)	(5,030)	(4,853)	(4,425)	(3,600)
Intra-Air Force Services							
Payments	966	1,544	431,931	1,185	440,294	459,373	485,822
Collections	(48,334)	(54,134)	(44,914)	(55,612)	(53,308)	(51,679)	(51,638)
Difference	(47,368)	(52,590)	387,017	(54,427)	386,986	407,694	434,184
Other Services							
Payments	0	0	0	0	0	0	0
Collections	(21)	(10)	(10)	(10)	0	0	0
Difference	(21)	(10)	(10)	(10)	0	0	0
Total Obligations^a	2,433,977	2,606,627	2,652,847	2,443,923	2,457,204	2,493,869	2,769,989
Operation and Maintenance, Air Force	1,473,765	1,708,552	1,737,399	1,032,677	1,624,094	1,676,913	1,833,859
Other Procurement, Air Force	419,350	354,905	294,147	235,183	203,251	181,866	254,934
Research, Development, Test, and Evaluation, Air Force	115,664	113,044	171,042	151,723	158,909	162,573	177,664
Other Appropriation Accounts	425,198	430,126	450,259	1,040,833	470,950	472,517	503,532

^aColumns may not add due to rounding.

Major Contributors to This Report

**Information
Management and
Technology Division,
Washington, D.C.**

**William S. Franklin, Associate Director, (202) 275-3188
John B. Stephenson, Assistant Director
Nancy A. Simmons, Assignment Manager
Gifford A. DeEulio, Computer Scientist**

Requests for copies of GAO reports should be sent to:

U.S. General Accounting Office
Post Office Box 6015
Gaithersburg, Maryland 20877
Telephone 202-275-6241

The first five copies of each report are free. Additional copies are \$2.00 each.

There is a 25% discount on orders for 100 or more copies mailed to a single address.

Orders must be prepaid by cash or by check or money order made out to the Superintendent of Documents.

**United States
General Accounting Office
Washington, D.C. 20548**

**Official Business
Penalty for Private Use \$300**

**First-Class Mail
Postage & Fees Paid
GAO
Permit No. G100**