

GAO

Fact Sheet for the Chairman,
Subcommittee on Labor, Health and
Human Services, Education, and Related
Agencies, Committee on Appropriations,
United States Senate

April 1987

FINANCING HIGHER EDUCATION

Examples Comparing Existing and Proposed Student Aid Programs



-



United States
General Accounting Office
Washington, D.C. 20548

Human Resources Division

B-204708

April 22, 1987

The Honorable Lawton Chiles
Chairman, Subcommittee on Labor,
Health and Human Services,
Education, and Related Agencies
Committee on Appropriations
United States Senate

Dear Mr. Chairman:

On April 8, 1987, your office requested that we compare existing federal financial assistance programs available under title IV of the Higher Education Act, as amended, with programs proposed by the administration in the Department of Education's fiscal year 1988 budget. Specifically we were requested to compare (1) the total aid received by a student, (2) the portions provided as grants and loans, and (3) the portion of the student's postgraduation income that would be required to repay the loans for a range of income levels.

As requested, we obtained student records for 57 freshmen students, within a range of family incomes, enrolled in four schools in Florida. We judgmentally selected 12 of these students for our comparisons. Using their current financial aid packages, we computed their total costs of school, projected their financial assistance needs (including grants and loans) and resulting debt burden, and estimated how long it would take them to repay their student loans under different postgraduation income assumptions.


Our information showed that under the administration's proposal, less aid would be provided, and there would be a shift from grants to loans, which would result in larger debt burdens for students upon graduation. This would be especially true for students at schools with higher tuition. Also, with implementation of the Income Contingent Loan Program, graduates who work in higher paying occupations, such as engineering, would pay higher monthly payments and would repay their loans faster and with less total interest cost than those in lower paying occupations, such as social work.

B-204708

We discussed our methodology with representatives of the Department of Education and the National Association of Student Financial Aid Administrators. We also consulted with an education finance expert from the American Council on Education on the scope and methodology we used in making our analysis.

As arranged with your office, we will send copies of this fact sheet to the Chairman, Subcommittee on Labor, Health and Human Services, and Education, House Committee on Appropriations; the Department of Education; and other interested parties and make copies available to others on request. Should you need additional information on the contents of this fact sheet, please call me on 275-5365.

Sincerely yours,



William J. Gainer
Associate Director

C o n t e n t s

| | <u>Page</u> |
|--|-------------|
| LETTER | 1 |
| FINANCING HIGHER EDUCATION: EXAMPLES COMPARING EXISTING AND PROPOSED STUDENT AID PROGRAMS | 4 |
| Objectives, scope, and methodology | 4 |
| Figure 1: Student Aid and Repayment, Family Income: \$10,000 to \$15,000 | 9 |
| University of Florida student | 10 |
| Bethune-Cookman College student | 11 |
| University of Miami student | 12 |
| Miami-Dade Junior College student | 13 |
| Figure 2: Student Aid and Repayment, Family Income: \$25,000 to \$30,000 | 14 |
| University of Florida student | 15 |
| Bethune-Cookman College student | 16 |
| University of Miami student | 17 |
| Miami-Dade Junior College student | 18 |
| Figure 3: Student Aid and Repayment, Family Income: \$40,000 to \$45,000 | 19 |
| University of Florida student | 20 |
| Bethune-Cookman College student | 21 |
| University of Miami student | 22 |
| Miami-Dade Junior College student | 23 |
| Figure 4: Monthly Student Loan Payments - Miami | 24 |
| Figure 5: Monthly Student Loan Payments - Florida | 25 |

ABBREVIATIONS

| | |
|------|-------------------------------|
| CWS | College Work Study |
| GSL | Guaranteed Student Loan |
| ICL | Income Contingent Loan |
| NDSL | National Direct Student Loan |
| PLUS | Parent Loans |
| SEOG | Supplemental Grants |
| SSIG | State Student Incentive Grant |

FINANCING HIGHER EDUCATION:

EXAMPLES COMPARING EXISTING AND PROPOSED STUDENT AID PROGRAMS

In its fiscal year 1988 Department of Education budget, the administration proposed several major changes to the way federal financial assistance is to be provided to students pursuing a higher (postsecondary) education. A major item in the proposal was to significantly expand the Income Contingent Loan (ICL) Program currently being implemented on a demonstration basis. The ICL program is different from the current program in that it (1) capitalizes (i.e., accrues) interest on student loans while the student is in school and during the grace period (time from graduation until repayment begins, 9 months in the proposal), and (2) establishes loan repayment schedules dependent upon the student's income after completing school (higher income graduates would repay larger amounts than lower income graduates). The administration also proposed several other changes to existing financial aid programs.

Existing assistance to students

The major financial aid programs through which the federal government assists college students consist of Pell Grants, Supplemental Educational Opportunity Grants, College Work Study, National Direct (Perkins) Student Loans, State Student Incentive Grants (SSIG), and Guaranteed Student Loans. During fiscal year 1986, federal appropriations for these programs totaled about \$8 billion, and provided 5.1 million college students \$13.7 billion in financial assistance.

Proposed assistance to students

The administration's proposal would eliminate further federal funding for College Work Study, State Student Incentive Grants, and Supplemental Educational Opportunity Grants. The proposal would maintain, with certain modifications, Pell Grants and Guaranteed Student Loans. The Income Contingent Loan Program would begin to replace National Direct Student Loans. The budget requested \$4.5 billion in federal appropriations for fiscal year 1988 to operate these programs, and anticipated making available \$13 billion in financial aid to 4.7 million students.

OBJECTIVES, SCOPE, AND METHODOLOGY

Objectives

We were requested to illustrate the potential impact of the administration's fiscal year 1988 budget proposals on the (1) proportion of student financial aid provided in the form of loans, (2) costs of loans to students, and (3) proportion of

students' incomes that would be required to repay the loans for a range of postgraduation income levels.

Scope

At the request of the Chairman, Subcommittee on Labor, Health and Human Services, Education, and Related Agencies, Senate Committee on Appropriations, we:

- Selected 57 freshmen attending four Florida schools who are receiving federal student financial aid.
- Projected the aid for 4 years of college (2 years in the case of a junior college) assuming (a) the programs continue to operate as they are now, and (b) the administration's proposed changes are adopted.
- Computed debt burdens and repayment streams under several future student income scenarios.

The following four Florida schools were judgmentally selected to give a cross-section of typical higher education institutions and student characteristics.

- University of Florida: Major public university; comprehensive undergraduate, graduate, and professional programs; among highest cost public institutions in Florida.
- University of Miami: Major private university; comprehensive undergraduate, graduate, and professional programs; among highest cost private institutions.
- Bethune-Cookman College: Relatively small, predominately black, private liberal arts college; 4 years; among lowest cost private colleges in Florida.
- Miami-Dade Junior College: Among the largest 2-year colleges in nation; part of state community college system; full program of preparatory courses for degree, specialized programs; among lowest cost public colleges in Florida.

At our request, officials of each school selected dependent freshman student financial aid packages. We requested five cases each in three family income categories: \$10,000 - \$15,000, \$25,000 - \$30,000, and \$40,000 - \$45,000. Officials were asked to pull the files and provide the following documentation:

- Parents' marital status, number of children, number of children in school.

- Adjusted gross income using the Department of Education's uniform methodology for campus-based programs.
- Expected family contributions to the student's cost of education.
- Cost of education (tuition, fees, room, board, books, transportation, incidentals).
- Students' total financial needs (cost of education less expected family contributions).
- Financial aid received, including federal (Pell Grant, College Work Study (CWS), Supplemental Grants (SEOG), National Direct Student Loans (NDSL), Guaranteed Student Loans (GSL), and Parent Loans (PLUS)), state, institutional, and other assistance.
- Remaining unmet need (total need less aid received).

Our verification was limited to a comparison of data received with the individuals' records in the schools' financial aid systems. We also verified basic computations to ensure mathematical accuracy. We did not verify the accuracy of the formulas applied or whether the students actually received the -- funds.

School officials were asked to select files that would provide a range of circumstances (including students' sex and race, marital status of parents, number of siblings, types of financial aid received) within each income category.

We obtained the data through site visits on April 13-14, 1987.

All schools except Miami-Dade provided 15 cases as requested. Miami-Dade (which had to accumulate data from several campuses) provided 12 cases (5 in the \$10,000-\$15,000 range, 6 in the \$25,000-\$30,000 range, and 1 in the \$40,000-\$45,000 range). Time did not permit our obtaining additional cases. Also, none of the cases contained GSLs, since a low percentage of students at Miami-Dade (about 1,500 of over 11,000 receiving aid) obtain GSLs. Also, many are independent students and/or were not enrolled on a campus we visited.

From the 57 cases, we judgementally selected 12 cases for comparison. We selected 3 cases from each school, 1 for each of the 3 family income ranges, that would illustrate different students' financial aid packages and repayment patterns.

Methodology

We projected the anticipated financial aid for each of the 12 students for 4 years of undergraduate school. Our projections were grouped according to the "current" programs and the administration's "proposed" programs, subject to the following assumptions and limitations.

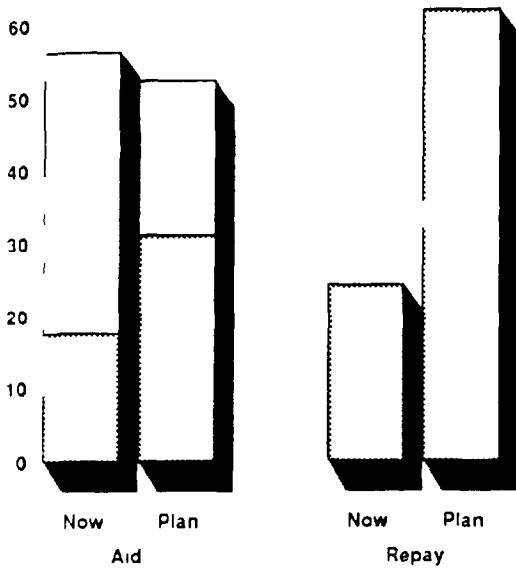
- Pell Grants would continue under the proposed program as currently designed, except that grants would not be available to students with family incomes over \$20,000 a year.
- CWS and SEOG would not be available under the proposed program.
- NDSL would not be available as such under the proposed program, but would become a part of the new ICL.
- State grants would continue as they are, even with the proposed loss of SSIG funding.
- Students' patterns of selecting aid would remain the same. They would obtain the same amounts of aid (subject to inflation allowances) as in the past, and in the same order of priority: grants, work-study, GSLs, then other repayable types of aid, such as NDSLs and ICLs. Remaining unmet need would continue as such, since we assumed that students would not borrow additional funds to cover unmet need.
- GSLs' availability would be \$2,500 a year for first 2 years and \$4,000 a year for the other 2 years. Interest was not capitalized for the in-school and grace periods, and the loans would be repaid in 10 years after the grace period.
- ICLs' availability would be \$4,000 a year for first 2 years and \$5,000 a year for next 2 years.
- PLUS loans did not enter into our comparisons because no assumptions were made for parent borrowing.
- Family income levels were estimated to increase 4 percent a year due to inflation.
- Individual occupations' income figures were obtained from the Bureau of Labor Statistics as of 1986, and were adjusted for inflation to account for the time until the student graduates.

- In addition to inflation, occupation income is expected to increase due to raises and promotions at the following rates: first 10 years--3.7 percent per year for a total of 44 percent; second 10 years--1.6 percent per year for a total of 17 percent; and third 10 years--0.4 percent per year for a total of 4 percent.
- College costs were estimated to increase by 6 percent a year.
- Interest rate assumptions for the various loan programs were GSL, 8 percent; ICL, 9 percent; NDSL, 5 percent.
- GSLs and ICLs would be repaid individually and would not be consolidated.

Figure 1: STUDENT AID & REPAYMENT
FAMILY INCOME: \$10,000 TO \$15,000

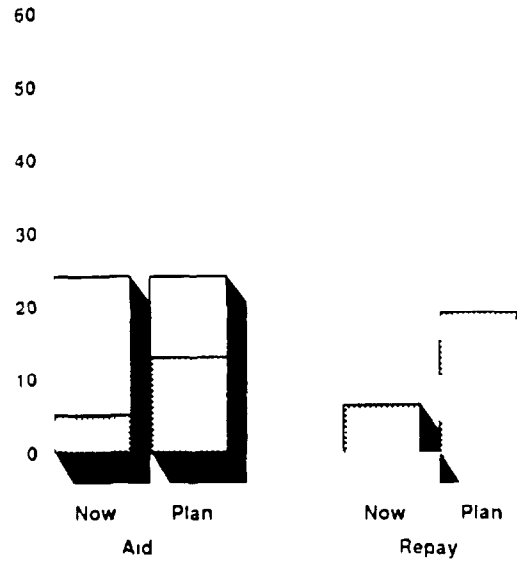
Miami
Total Cost \$70,200

70 Thousands of dollars



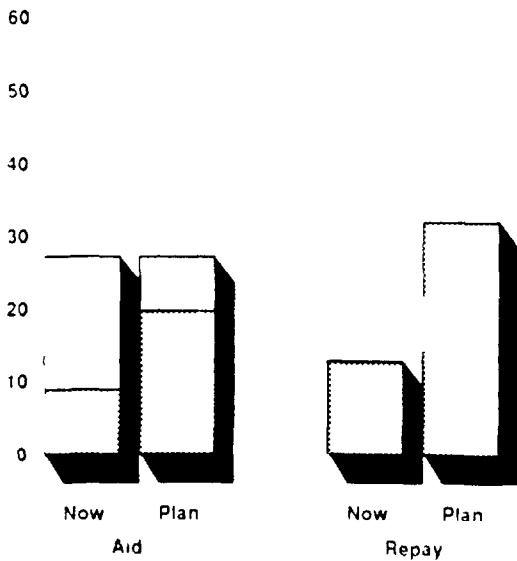
Florida
Total Cost \$24,100

70 Thousands of dollars



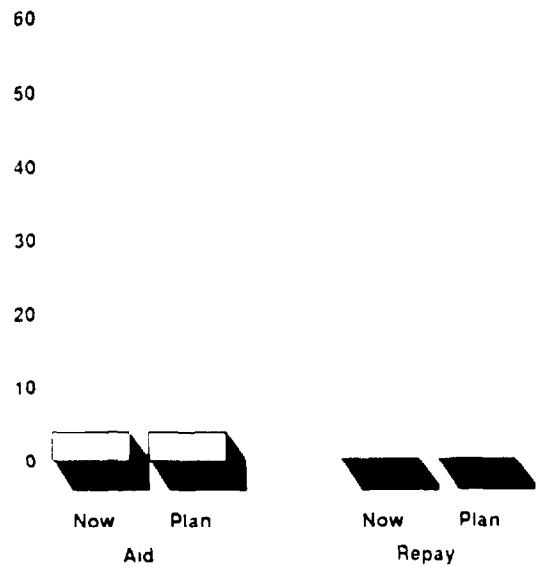
Bethune-Cookman
Total Cost \$33,300

70 Thousands of dollars



Miami-Dade
Total Cost \$11,800

70 Thousands of dollars



— Aid
 — Grants
 - - - Loans

UNIVERSITY OF FLORIDA STUDENT

STUDENT AND FAMILY CHARACTERISTICS

- o 4-year, public institution
- o Dependent freshman student
- o Family income: \$13,210
- o 2 family members, 1 in college
- o Parents' marital status: Divorced

**COMPARISON OF NEED AND AID RECEIVED
UNDER CURRENT AND PROPOSED PROGRAMS**

| | <u>1986-87 (actual)</u> | <u>4-year total</u> | |
|------------------------------|-----------------------------|---------------------|-----------------|
| | | <u>Current</u> | <u>Proposed</u> |
| Cost of school | \$5,520 | \$24,148 | \$24,148 |
| Expected family contribution | 58 | 254 | 254 |
| Total need | 5,462 | 23,894 | 23,894 |
| Total student aid | 5,462 | 23,894 | 23,894 |
| Remaining (unmet) need | 0 | 0 | 0 |

EFFECTS OF PROPOSED CHANGES ON AID RECEIVED

| | <u>1986-87 (actual)</u> | <u>4-year total</u> | |
|-------------------------|-----------------------------|---------------------|-----------------|
| | | <u>Current</u> | <u>Proposed</u> |
| Pell Grant | \$1,550 | \$ 6,781 | \$ 6,781 |
| Supplemental Grant | 0 | 0 | 0 |
| Perkins Loan | 1,130 | 4,943 | 0 |
| College Work Study | 1,812 | 7,927 | 0 |
| Guaranteed Student Loan | 0 | 0 | 11,810 |
| Income Contingent Loan | 0 | 0 | 1,060 |
| State grant | 970 | 4,243 | 4,243 |
| State voucher | 0 | 0 | 0 |
| Institutional aid | 0 | 0 | 0 |
| Private aid | 0 | 0 | 0 |
| Totals | \$5,462 | \$23,894 | \$23,894 |

EFFECTS OF PROPOSED CHANGES ON DEBT BURDENS

| | <u>Current</u> | <u>Proposed</u> |
|----------------------------------|----------------|-----------------|
| Total loans | \$ 4,943 | \$12,870 |
| Loans as a percent of total aid | 20.7 | 53.9 |
| Projected total loan repayments: | | |
| High entry salary (\$32,639) | \$ 6,291 | \$18,899 |
| Low entry salary (\$17,702) | \$ 6,291 | \$18,913 |

BETHUNE-COOKMAN COLLEGE STUDENT

STUDENT AND FAMILY CHARACTERISTICS

- o 4-year, private institution
- o Dependent freshman student
- o Family income: \$11,821
- o 2 family members, 1 in college
- o Parents' marital status: Divorced

**COMPARISON OF NEED AND AID RECEIVED
UNDER CURRENT AND PROPOSED PROGRAMS**

| | <u>1986-87 (actual)</u> | <u>4-year total</u> | |
|------------------------------|-----------------------------|---------------------|-----------------|
| | | <u>Current</u> | <u>Proposed</u> |
| Cost of school | \$ 7,626 | \$33,361 | \$33,361 |
| Expected family contribution | 700 | 3,062 | 3,062 |
| Total need | 6,926 | 30,299 | 30,299 |
| Total student aid | 6,190 | 27,079 | 27,079 |
| Remaining (unmet) need | 736 | 3,220 | 3,220 |

EFFECTS OF PROPOSED CHANGES ON AID RECEIVED

| | <u>1986-87 (actual)</u> | <u>4-year total</u> | |
|-------------------------|-----------------------------|---------------------|-----------------|
| | | <u>Current</u> | <u>Proposed</u> |
| Pell Grant | \$ 1,690 | \$ 7,393 | \$ 7,393 |
| Supplemental Grant | 1,200 | 5,250 | 0 |
| Perkins Loan | 0 | 0 | 0 |
| College Work Study | 1,300 | 5,687 | 0 |
| Guaranteed Student Loan | 2,000 | 8,749 | 13,000 |
| Income Contingent Loan | 0 | 0 | 6,686 |
| State grant | 0 | 0 | 0 |
| State voucher | 0 | 0 | 0 |
| Institutional aid | 0 | 0 | 0 |
| Private aid | 0 | 0 | 0 |
| Totals | \$ 6,190 | \$27,079 | \$27,079 |

EFFECTS OF PROPOSED CHANGES ON DEBT BURDENS

| | <u>Current</u> | <u>Proposed</u> |
|----------------------------------|----------------|-----------------|
| Total loans | \$ 8,749 | \$19,686 |
| Loans as a percent of total aid | 32.3 | 72.7 |
| Projected total loan repayments: | | |
| High entry salary (\$32,639) | \$12,738 | \$30,282 |
| Low entry salary (\$17,702) | \$12,738 | \$31,883 |

UNIVERSITY OF MIAMI STUDENT

STUDENT AND FAMILY CHARACTERISTICS

- o 4-year, private institution
- o Dependent freshman student
- o Family income: \$10,165
- o 6 family members, 1 in college
- o Parents' marital status: Married

**COMPARISON OF NEED AND AID RECEIVED
UNDER CURRENT AND PROPOSED PROGRAMS**

| | <u>1986-87 (actual)</u> | <u>4-year total</u> | |
|------------------------------|-----------------------------|---------------------|-----------------|
| | | <u>Current</u> | <u>Proposed</u> |
| Cost of school | \$16,053 | \$70,226 | \$70,226 |
| Expected family contribution | 1,284 | 5,617 | 5,617 |
| Total need | 14,769 | 64,609 | 64,609 |
| Total student aid | 12,833 | 56,115 | 52,132 |
| Remaining (unmet) need | 1,936 | 8,494 | 12,477 |

EFFECTS OF PROPOSED CHANGES ON AID RECEIVED

| | <u>1986-87 (actual)</u> | <u>4-year total</u> | |
|-------------------------|-----------------------------|---------------------|-----------------|
| | | <u>Current</u> | <u>Proposed</u> |
| Pell Grant | \$ 2,050 | \$ 8,868 | \$ 8,968 |
| Supplemental Grant | 2,000 | 8,749 | 0 |
| Perkins Loan | 1,500 | 6,562 | 0 |
| College Work Study | 2,000 | 8,749 | 0 |
| Guaranteed Student Loan | 2,500 | 10,912 | 13,000 |
| Income Contingent Loan | 0 | 0 | 17,989 |
| State grant | 0 | 0 | 0 |
| State voucher | 0 | 0 | 0 |
| Institutional aid | 2,783 | 12,175 | 12,175 |
| Private aid | 0 | 0 | 0 |
| Totals | \$12,833 | \$56,015 | \$52,132 |

EFFECTS OF PROPOSED CHANGES ON DEBT BURDENS

| | <u>Current</u> | <u>Proposed</u> |
|----------------------------------|----------------|-----------------|
| Total loans | \$17,474 | \$30,989 |
| Loans as a percent of total aid | 31.2 | 59.4 |
| Projected total loan repayments: | | |
| High entry salary (\$32,639) | \$24,239 | \$53,007 |
| Low entry salary (\$17,702) | \$24,239 | \$61,539 |

MIAMI-DADE JUNIOR COLLEGE STUDENT

STUDENT AND FAMILY CHARACTERISTICS

- o 2-year, public institution
- o Dependent freshman student
- o Family income: \$12,000
- o 4 family members, 3 in college
- o Parents' marital status: Separated

**COMPARISON OF NEED AND AID RECEIVED
UNDER CURRENT AND PROPOSED PROGRAMS**

| | 1986-87 (actual) | <u>2-year total</u> | |
|------------------------------|---------------------|---------------------|-----------------|
| | | <u>Current</u> | <u>Proposed</u> |
| Cost of school | \$ 5,748 | \$11,841 | \$11,841 |
| Expected family contribution | 763 | 1,572 | 1,572 |
| Total need | 4,985 | 10,269 | 10,269 |
| Total student aid | 1,770 | 3,646 | 3,646 |
| Remaining (unmet) need | 3,215 | 6,623 | 6,623 |

EFFECTS OF PROPOSED CHANGES ON AID RECEIVED

| | 1986-87 (actual) | <u>2-year total</u> | |
|-------------------------|---------------------|---------------------|-----------------|
| | | <u>Current</u> | <u>Proposed</u> |
| Pell Grant | \$ 1,770 | \$ 3,646 | \$ 3,646 |
| Supplemental Grant | 0 | 0 | 0 |
| Perkins Loan | 0 | 0 | 0 |
| College Work Study | 0 | 0 | 0 |
| Guaranteed Student Loan | 0 | 0 | 0 |
| Income Contingent Loan | 0 | 0 | 0 |
| State grant | 0 | 0 | 0 |
| State voucher | 0 | 0 | 0 |
| Institutional aid | 0 | 0 | 0 |
| Private aid | 0 | 0 | 0 |
| Totals | \$ 1,770 | \$ 3,646 | \$ 3,646 |

EFFECTS OF PROPOSED CHANGES ON DEBT BURDENS

| | <u>Current</u> | <u>Proposed</u> |
|----------------------------------|----------------|-----------------|
| Total loans | 0 | 0 |
| Loans as a percent of total aid | 0 | 0 |
| Projected total loan repayments: | | |
| High entry salary (\$32,639) | 0 | 0 |
| Low entry salary (\$17,702) | 0 | 0 |

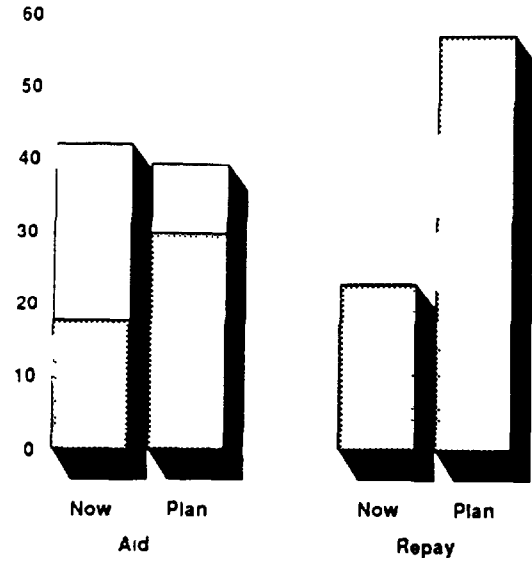
Figure 2:

STUDENT AID & REPAYMENT

FAMILY INCOME: \$25,000 TO \$30,000

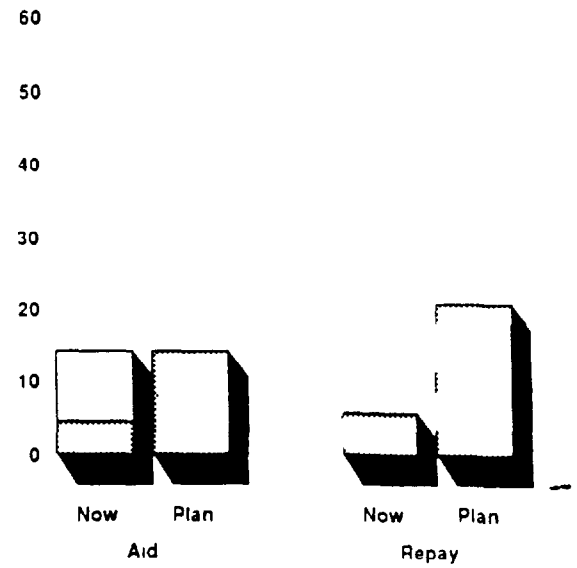
Miami
Total Cost \$62,400

70 Thousands of dollars



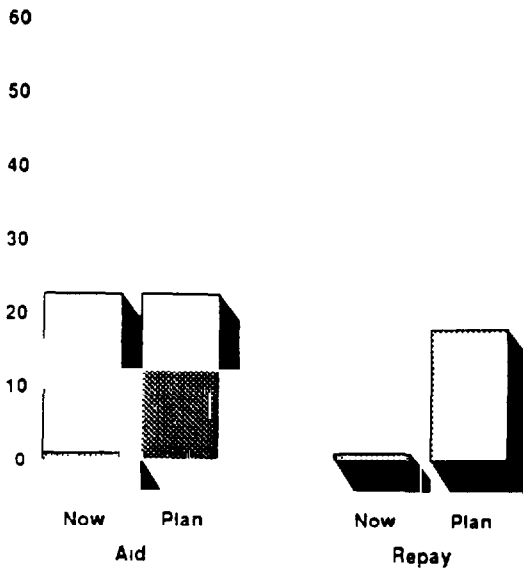
Florida
Total Cost \$24,100

70 Thousands of dollars



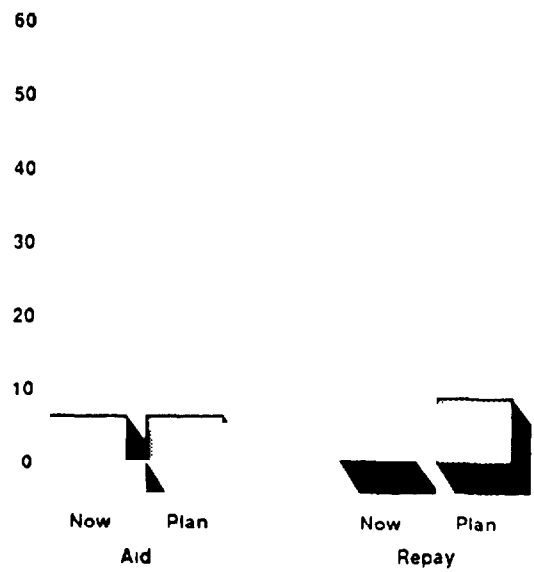
Bethune-Cookman
Total Cost \$33,300

70 Thousands of dollars



Miami-Dade
Total Cost \$11,800

70 Thousands of dollars



Grants
 Loans

UNIVERSITY OF FLORIDA STUDENT

STUDENT AND FAMILY CHARACTERISTICS

- o 4-year, public institution
- o Dependent freshman student
- o Family income: \$27,613
- o 3 family members, 2 in college
- o Parents' marital status: Divorced

**COMPARISON OF NEED AND AID RECEIVED
UNDER CURRENT AND PROPOSED PROGRAMS**

| | <u>1986-87 (actual)</u> | <u>4-year total</u> | |
|------------------------------|-----------------------------|---------------------|-----------------|
| | | <u>Current</u> | <u>Proposed</u> |
| Cost of school | \$ 5,520 | \$24,148 | \$24,148 |
| Expected family contribution | 2,268 | 9,922 | 9,922 |
| Total need | 3,252 | 14,226 | 14,226 |
| Total student aid | 3,202 | 14,007 | 14,007 |
| Remaining (unmet) need | 50 | 219 | 219 |

EFFECTS OF PROPOSED CHANGES ON AID RECEIVED

| | <u>1986-87 (actual)</u> | <u>4-year total</u> | |
|-------------------------|-----------------------------|---------------------|-----------------|
| | | <u>Current</u> | <u>Proposed</u> |
| Pell Grant | 0 | 0 | 0 |
| Supplemental Grant | \$ 916 | \$ 4,007 | 0 |
| Perkins Loan | 1,012 | 4,427 | 0 |
| College Work Study | 1,274 | 5,573 | 0 |
| Guaranteed Student Loan | 0 | 0 | \$12,411 |
| Income Contingent Loan | 0 | 0 | 1,596 |
| State grant | 0 | 0 | 0 |
| State voucher | 0 | 0 | 0 |
| Institutional aid | 0 | 0 | 0 |
| Private aid | 0 | 0 | 0 |
| Totals | \$ 3,202 | \$14,007 | \$14,007 |

EFFECTS OF PROPOSED CHANGES ON DEBT BURDENS

| | <u>Current</u> | <u>Proposed</u> |
|----------------------------------|----------------|-----------------|
| Total loans | \$ 4,427 | \$14,007 |
| Loans as a percent of total aid | 31.6 | 100.0 |
| Projected total loan repayments: | | |
| High entry salary (\$32,639) | \$ 5,635 | \$20,694 |
| Low entry salary (\$17,702) | \$ 5,635 | \$20,748 |

BETHUNE-COOKMAN COLLEGE STUDENT

STUDENT AND FAMILY CHARACTERISTICS

- o 4-year, private institution
- o Dependent freshman student
- o Family income: \$25,691
- o 5 family members, 1 in college
- o Parents' marital status: Married

**COMPARISON OF NEED AND AID RECEIVED
UNDER CURRENT AND PROPOSED PROGRAMS**

| | <u>1986-87 (actual)</u> | <u>4-year total</u> | |
|------------------------------|-----------------------------|---------------------|-----------------|
| | | <u>Current</u> | <u>Proposed</u> |
| Cost of school | \$ 7,626 | \$33,361 | \$33,361 |
| Expected family contribution | 1,440 | 6,299 | 6,299 |
| Total need | 6,186 | 27,062 | 27,062 |
| Total student aid | 5,130 | 22,442 | 22,442 |
| Remaining (unmet) need | 1,056 | 4,620 | 4,620 |

EFFECTS OF PROPOSED CHANGES ON AID RECEIVED

| | <u>1986-87 (actual)</u> | <u>4-year total</u> | |
|-------------------------|-----------------------------|---------------------|-----------------|
| | | <u>Current</u> | <u>Proposed</u> |
| Pell Grant | \$ 430 | \$ 1,881 | \$ 1,451 |
| Supplemental Grant | 1,200 | 5,250 | 0 |
| Perkins Loan | 0 | 0 | 0 |
| College Work Study | 1,300 | 5,687 | 0 |
| Guaranteed Student Loan | 0 | 824 | 11,479 |
| Income Contingent Loan | 0 | 0 | 712 |
| State grant | 1,200 | 4,800 | 4,800 |
| State voucher | 1,000 | 4,000 | 4,000 |
| Institutional aid | 0 | 0 | 0 |
| Private aid | 0 | 0 | 0 |
| Totals | \$ 5,130 | \$22,442 | \$22,442 |

EFFECTS OF PROPOSED CHANGES ON DEBT BURDENS

| | <u>Current</u> | <u>Proposed</u> |
|----------------------------------|----------------|-----------------|
| Total loans | \$ 824 | \$12,191 |
| Loans as a percent of total aid | 3.7 | 54.3 |
| Projected total loan repayments: | | |
| High entry salary (\$32,639) | \$ 6,000 | \$17,848 |
| Low entry salary (\$17,702) | \$ 6,000 | \$17,851 |

UNIVERSITY OF MIAMI STUDENT

STUDENT AND FAMILY CHARACTERISTICS

- o 4-year, private institution
- o Dependent freshman student
- o Family income: \$27,190
- o 6 family members, 1 in college
- o Parents' marital status: Married

**COMPARISON OF NEED AND AID RECEIVED
UNDER CURRENT AND PROPOSED PROGRAMS**

| | <u>1986-87 (actual)</u> | <u>4-year total</u> | |
|------------------------------|-----------------------------|---------------------|-----------------|
| | | <u>Current</u> | <u>Proposed</u> |
| Cost of school | \$14,263 | \$62,395 | \$62,395 |
| Expected family contribution | 717 | 3,137 | 3,137 |
| Total need | 13,546 | 59,258 | 59,258 |
| Total student aid | 9,537 | 41,696 | 39,065 |
| Remaining (unmet) need | 4,009 | 17,562 | 20,193 |

EFFECTS OF PROPOSED CHANGES ON AID RECEIVED

| | <u>1986-87 (actual)</u> | <u>4-year total</u> | |
|-------------------------|-----------------------------|---------------------|-----------------|
| | | <u>Current</u> | <u>Proposed</u> |
| Pell Grant | \$ 850 | \$ 3,718 | \$ 2,868 |
| Supplemental Grant | 1,187 | 5,193 | 0 |
| Perkins Loan | 1,500 | 5,562 | 0 |
| College Work Study | 2,000 | 8,749 | 0 |
| Guaranteed Student Loan | 2,500 | 10,912 | 13,000 |
| Income Contingent Loan | 0 | 0 | 16,635 |
| State grant | 0 | 0 | 0 |
| State voucher | 0 | 0 | 0 |
| Institutional aid | 1,500 | 6,562 | 6,562 |
| Private aid | <u>0</u> | <u>0</u> | <u>0</u> |
| Totals | \$ 9,537 | \$40,696 | \$39,065 |

EFFECTS OF PROPOSED CHANGES ON DEBT BURDENS

| | <u>Current</u> | <u>Proposed</u> |
|----------------------------------|----------------|-----------------|
| Total loans | \$16,474 | \$29,635 |
| Loans as a percent of total aid | 40.5 | 75.9 |
| Projected total loan repayments: | | |
| High entry salary (\$32,639) | \$22,839 | \$50,070 |
| Low entry salary (\$17,702) | \$22,839 | \$57,159 |

MIAMI-DADE JUNIOR COLLEGE STUDENT

STUDENT AND FAMILY CHARACTERISTICS

- o 2-year, public institution
- o Dependent freshman student
- o Family income: \$25,440
- o 4 family members, 2 in college
- o Parents' marital status: Divorced

**COMPARISON OF NEED AND AID RECEIVED
UNDER CURRENT AND PROPOSED PROGRAMS**

| | <u>1986-87 (actual)</u> | <u>2-year total</u> | |
|------------------------------|-----------------------------|---------------------|-----------------|
| | | <u>Current</u> | <u>Proposed</u> |
| Cost of school | \$ 5,747 | \$11,839 | \$11,839 |
| Expected family contribution | 1,483 | 3,055 | 3,055 |
| Total need | 4,264 | 8,784 | 8,784 |
| Total student aid | 2,945 | 6,067 | 6,067 |
| Remaining (unmet) need | 1,319 | 2,717 | 2,717 |

EFFECTS OF PROPOSED CHANGES ON AID RECEIVED

| | <u>1986-87 (actual)</u> | <u>2-year total</u> | |
|-------------------------|-----------------------------|---------------------|-----------------|
| | | <u>Current</u> | <u>Proposed</u> |
| Pell Grant | \$ 145 | \$ 299 | \$ 154 |
| Supplemental Grant | 0 | 0 | 0 |
| Perkins Loan | 0 | 0 | 0 |
| College Work Study | 2,800 | 5,768 | 0 |
| Guaranteed Student Loan | 0 | 0 | 5,000 |
| Income Contingent Loan | 0 | 0 | 913 |
| State grant | 0 | 0 | 0 |
| State voucher | 0 | 0 | 0 |
| Institutional aid | 0 | 0 | 0 |
| Private aid | 0 | 0 | 0 |
| Totals | \$ 2,945 | \$ 6,067 | \$ 6,067 |

EFFECTS OF PROPOSED CHANGES ON DEBT BURDENS

| | <u>Current</u> | <u>Proposed</u> |
|----------------------------------|----------------|-----------------|
| Total loans | 0 | \$ 5,913 |
| Loans as a percent of total aid | 0 | 97.5 |
| Projected total loan repayments: | | |
| High entry salary (\$32,639) | 0 | \$ 8,743 |
| Low entry salary (\$17,702) | 0 | \$ 8,751 |

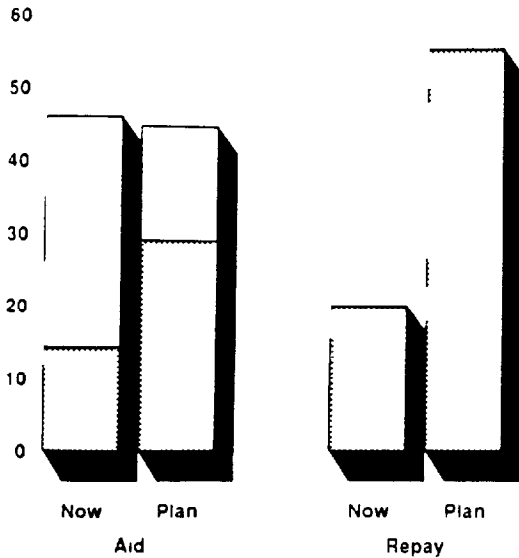
Figure 3:

STUDENT AID & REPAYMENT

FAMILY INCOME: \$40,000 TO \$45,000

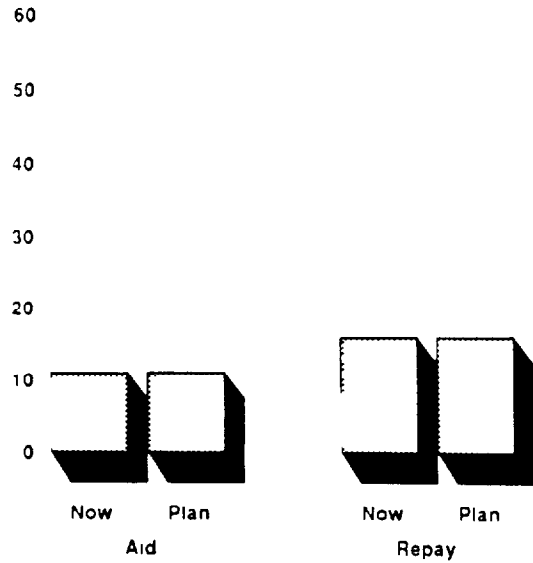
Miami Total Cost \$62,400

70 Thousands of dollars



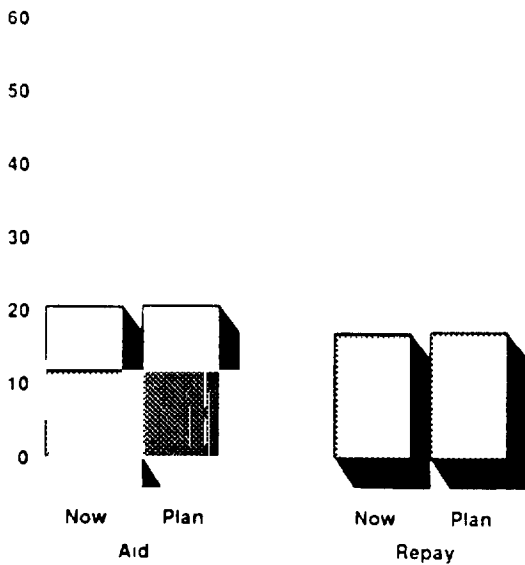
Florida Total Cost \$25,000

70 Thousands of dollars



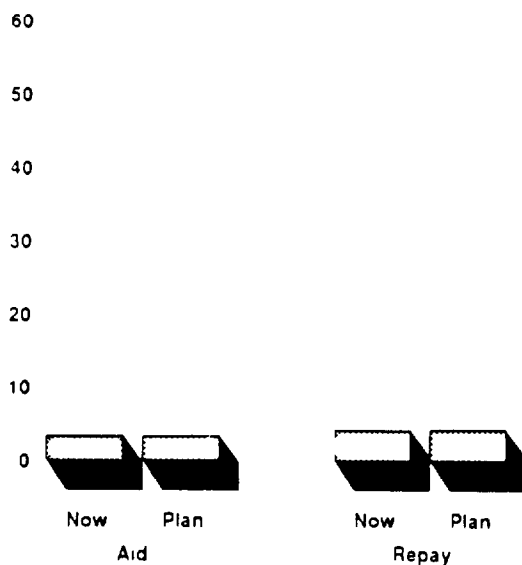
Bethune-Cookman Total Cost \$33,300

70 Thousands of dollars



Miami-Dade Total Cost \$11,800

70 Thousands of dollars



Aid
 Grants
 Loans

UNIVERSITY OF FLORIDA STUDENT

STUDENT AND FAMILY CHARACTERISTICS

- o 4-year, public institution
- o Dependent freshman student
- o Family income: \$42,371
- o 7 family members, 1 in college
- o Parents' marital status: Married

**COMPARISON OF NEED AND AID RECEIVED
UNDER CURRENT AND PROPOSED PROGRAMS**

| | 1986-87 (actual) | 4-year total | |
|------------------------------|---------------------|--------------|----------|
| | | Current | Proposed |
| Cost of school | \$ 5,720 | \$25,023 | \$25,023 |
| Expected family contribution | 3,145 | 13,758 | 13,758 |
| Total need | 2,575 | 11,265 | 11,265 |
| Total student aid | 2,500 | 10,912 | 10,937 |
| Remaining (unmet) need | 75 | 353 | 328 |

EFFECTS OF PROPOSED CHANGES ON AID RECEIVED

| | 1986-87 (actual) | 4-year total | |
|-------------------------|---------------------|--------------|----------|
| | | Current | Proposed |
| Pell Grant | 0 | 0 | 0 |
| Supplemental Grant | 0 | 0 | 0 |
| Perkins Loan | 0 | 0 | 0 |
| College Work Study | 0 | 0 | 0 |
| Guaranteed Student Loan | \$ 2,500 | \$ 10,912 | \$10,937 |
| Income Contingent Loan | 0 | 0 | 0 |
| State grant | 0 | 0 | 0 |
| State voucher | 0 | 0 | 0 |
| Institutional aid | 0 | 0 | 0 |
| Private aid | 0 | 0 | 0 |
| Totals | \$ 2,500 | \$10,912 | \$10,937 |

EFFECTS OF PROPOSED CHANGES ON DEBT BURDENS

| | Current | Proposed |
|----------------------------------|----------|----------|
| Total loans | \$10,912 | \$10,937 |
| Loans as a percent of total aid | 100.0 | 100.0 |
| Projected total loan repayments: | | |
| High entry salary (\$32,639) | \$15,887 | \$15,911 |
| Low entry salary (\$17,702) | \$15,887 | \$15,911 |

BETHUNE-COOKMAN COLLEGE STUDENT

STUDENT AND FAMILY CHARACTERISTICS

- o 4-year, private institution
- o Dependent freshman student
- o Family income: \$41,538
- o 5 family members, 3 in college
- o Parents' marital status: Married

**COMPARISON OF NEED AND AID RECEIVED
UNDER CURRENT AND PROPOSED PROGRAMS**

| | 1986-87 (actual) | 4-year total | |
|------------------------------|---------------------|--------------|----------|
| | | Current | Proposed |
| Cost of school | \$ 7,626 | \$33,361 | \$33,361 |
| Expected family contribution | 2,820 | 12,336 | 12,336 |
| Total need | 4,806 | 21,025 | 21,025 |
| Total student aid | 4,700 | 20,404 | 20,561 |
| Remaining (unmet) need | 106 | 621 | 464 |

EFFECTS OF PROPOSED CHANGES ON AID RECEIVED

| | 1986-87 (actual) | 4-year total | |
|-------------------------|---------------------|--------------|----------|
| | | Current | Proposed |
| Pell Grant | 0 | 0 | 0 |
| Supplemental Grant | 0 | 0 | 0 |
| Perkins Loan | 0 | 0 | 0 |
| College Work Study | 0 | 0 | 0 |
| Guaranteed Student Loan | \$ 2,500 | \$11,604 | \$11,479 |
| Income Contingent Loan | 0 | 0 | 822 |
| State grant | 1,200 | 4,800 | 4,800 |
| State voucher | 1,000 | 4,000 | 4,000 |
| Institutional aid | 0 | 0 | 0 |
| Private aid | 0 | 0 | 0 |
| Totals | \$ 4,700 | \$20,404 | \$21,101 |

EFFECTS OF PROPOSED CHANGES ON DEBT BURDENS

| | Current | Proposed |
|----------------------------------|----------|----------|
| Total loans | \$11,604 | \$12,301 |
| Loans as a percent of total aid | 56.9 | 58.3 |
| Projected total loan repayments: | | |
| High entry salary (\$32,639) | \$16,894 | \$17,109 |
| Low entry salary (\$17,702) | \$16,894 | \$17,109 |

UNIVERSITY OF MIAMI STUDENT

STUDENT AND FAMILY CHARACTERISTICS

- o 4-year, private institution
- o Dependent freshman student
- o Family income: \$44,868
- o 5 family members, 2 in college
- o Parents' marital status: Married

**COMPARISON OF NEED AND AID RECEIVED
UNDER CURRENT AND PROPOSED PROGRAMS**

| | 1986-87 (actual) | 4-year total | |
|------------------------------|---------------------|--------------|----------|
| | | Current | Proposed |
| Cost of school | \$14,263 | \$62,395 | \$62,395 |
| Expected family contribution | 3,724 | 16,291 | 16,291 |
| Total need | 10,539 | 46,104 | 46,104 |
| Total student aid | 10,476 | 45,804 | 44,561 |
| Remaining (unmet) need | 63 | 300 | 1,543 |

EFFECTS OF PROPOSED CHANGES ON AID RECEIVED

| | 1986-87 (actual) | 4-year total | |
|-------------------------|---------------------|--------------|-----------|
| | | Current | Proposed |
| Pell Grant | 0 | 0 | 0 |
| Supplemental Grant | \$ 1,676 | \$ 7,332 | 0 |
| Perkins Loan | 750 | 3,281 | 0 |
| College Work Study | 2,000 | 8,749 | 0 |
| Guaranteed Student Loan | 2,500 | 10,912 | \$ 13,000 |
| Income Contingent Loan | 0 | 0 | 16,031 |
| State grant | 0 | 0 | 0 |
| State voucher | 0 | 0 | 0 |
| Institutional aid | 3,550 | 15,530 | 15,530 |
| Private aid | 0 | 0 | 0 |
| Totals | \$10,476 | \$45,804 | \$44,561 |

EFFECTS OF PROPOSED CHANGES ON DEBT BURDENS

| | Current | Proposed |
|----------------------------------|----------|----------|
| Total loans | \$14,193 | \$29,031 |
| Loans as a percent of total aid | 31.0 | 65.1 |
| Projected total loan repayments: | | |
| High entry salary (\$32,639) | \$20,063 | \$48,812 |
| Low entry salary (\$17,702) | \$20,063 | \$55,324 |

MIAMI-DADE JUNIOR COLLEGE STUDENT

STUDENT AND FAMILY CHARACTERISTICS

- o 2-year, public institution
- o Dependent freshman student
- o Family income: \$43,210
- o 6 family members, 3 in college
- o Parents' marital status: Married

**COMPARISON OF NEED AND AID RECEIVED
UNDER CURRENT AND PROPOSED PROGRAMS**

| | 1986-87 (actual) | 2-year total | |
|------------------------------|---------------------|--------------|----------|
| | | Current | Proposed |
| Cost of school | \$ 5,748 | \$11,841 | \$11,841 |
| Expected family contribution | 2,842 | 5,855 | 5,855 |
| Total need | 2,906 | 5,986 | 5,986 |
| Total student aid | 1,500 | 3,090 | 3,090 |
| Remaining (unmet) need | 1,406 | 2,896 | 2,896 |

EFFECTS OF PROPOSED CHANGES ON AID RECEIVED

| | 1986-87 (actual) | 2-year total | |
|-------------------------|---------------------|--------------|----------|
| | | Current | Proposed |
| Pell Grant | 0 | 0 | 0 |
| Supplemental Grant | 0 | 0 | 0 |
| Perkins Loan | \$ 1,500 | \$ 3,090 | 0 |
| College Work Study | 0 | 0 | 0 |
| Guaranteed Student Loan | 0 | 0 | \$ 3,090 |
| Income Contingent Loan | 0 | 0 | 0 |
| State grant | 0 | 0 | 0 |
| State voucher | 0 | 0 | 0 |
| Institutional aid | 0 | 0 | 0 |
| Private aid | 0 | 0 | 0 |
| Totals | \$ 1,500 | \$ 3,090 | \$ 3,090 |

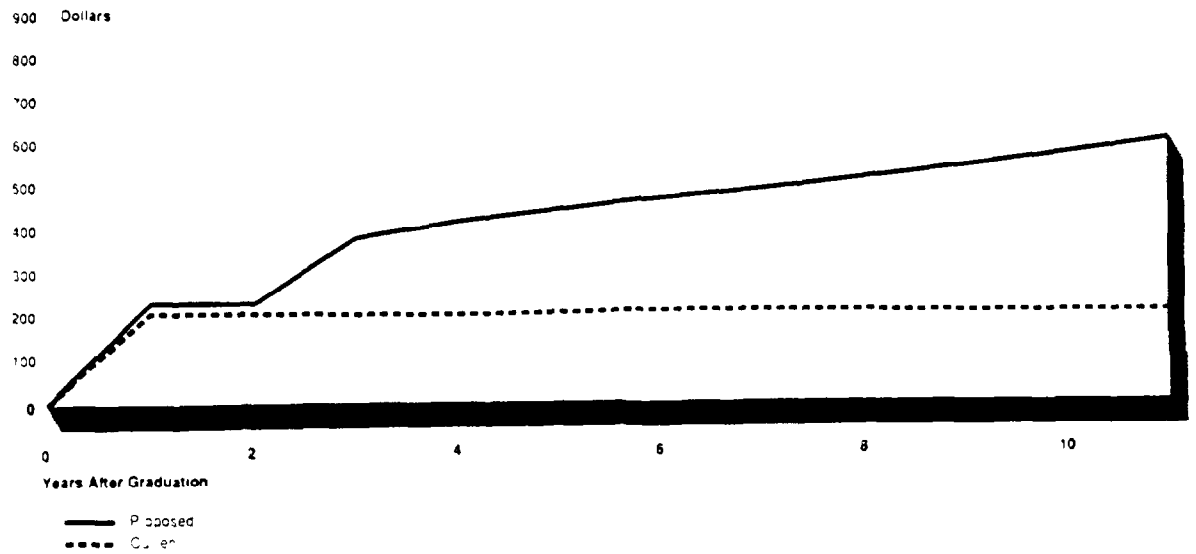
EFFECTS OF PROPOSED CHANGES ON DEBT BURDENS

| | Current | Proposed |
|----------------------------------|----------|----------|
| Total loans | \$ 3,090 | \$ 3,090 |
| Loans as a percent of total aid | 100.0 | 100.0 |
| Projected total loan repayments: | | |
| High entry salary (\$32,639) | \$ 3,933 | \$ 3,996 |
| Low entry salary (\$17,702) | \$ 3,933 | \$ 3,996 |

Figure 4:

MONTHLY STUDENT LOAN PAYMENTS - MIAMI

Lower Income (Social Worker)



Higher Income (Engineer)

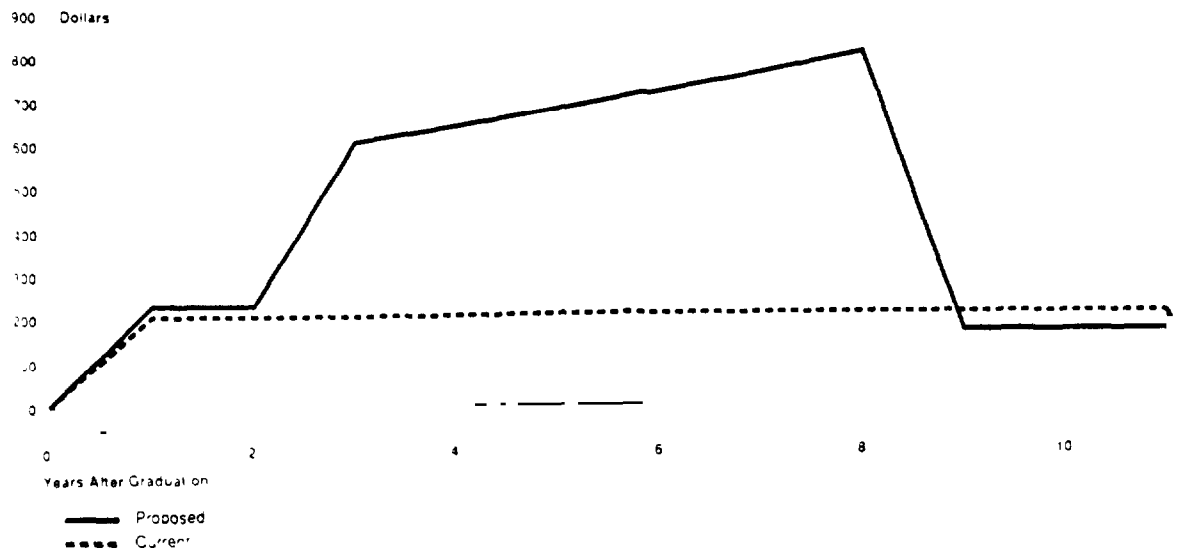
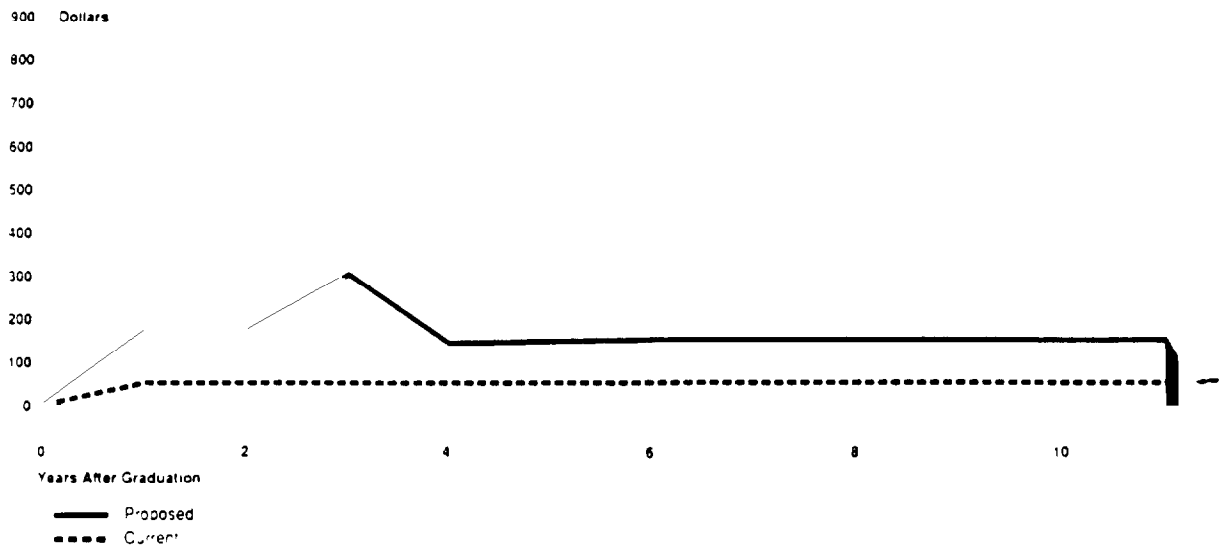


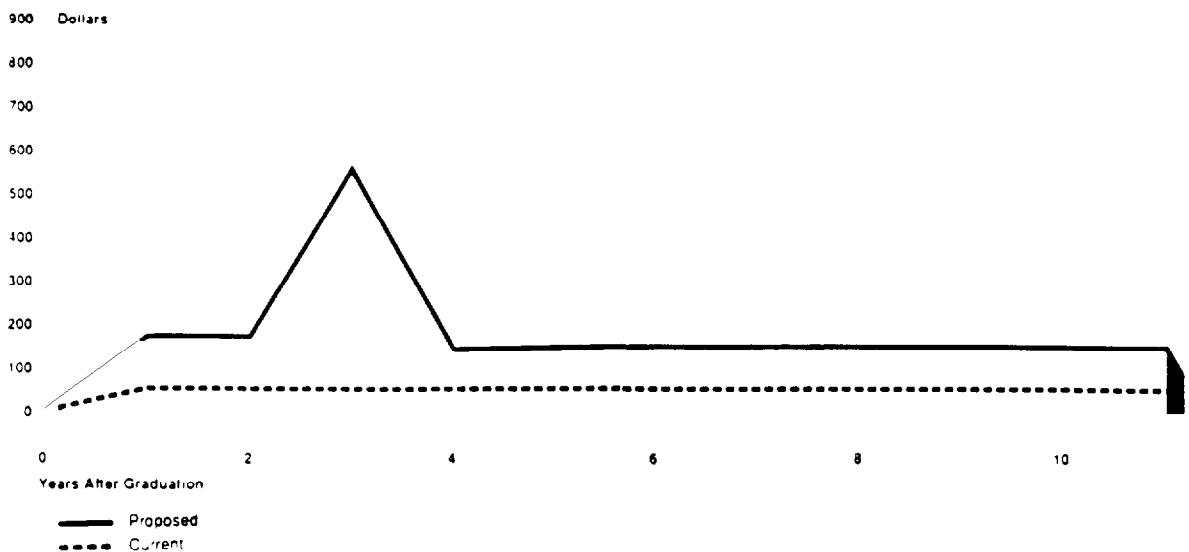
Figure 5:

MONTHLY STUDENT LOAN PAYMENTS - FLORIDA

Lower Income (Social Worker)



Higher Income (Engineer)



—

Requests for copies of GAO reports should be sent to:

U.S. General Accounting Office
Post Office Box 6015
Gaithersburg, Maryland 20877

Telephone 202-275-6241

The first five copies of each report are free. Additional copies are \$2.00 each.

There is a 25% discount on orders for 100 or more copies mailed to a single address.

Orders must be prepaid by cash or by check or money order made out to the Superintendent of Documents.

United States
General Accounting Office
Washington, D.C. 20548

Official Business
Penalty for Private Use \$300

Address Correction Requested

First-Class Mail
Postage & Fees Paid
GAO
Permit No. G100