

**GAO**

**Testimony**

Before the Subcommittee on Postsecondary Education,  
Training, and Life-Long Learning, Committee on Education  
and the Workforce, House of Representatives

---

For Release on Delivery  
Expected at 10:30 a.m.  
Wednesday, May 5, 1999

**TEACHER TRAINING**

**Over \$1.5 Billion Federal  
Funds Invested in Many  
Programs**

Statement of Marnie S. Shaul, Associate Director  
Education, Workforce, and Income Security Issues  
Health, Education, and Human Services Division



**G A O**

Accountability \* Integrity \* Reliability

---

---

---

# Teacher Training: Over \$1.5 Billion Federal Funds Invested in Many Programs

---

Mr. Chairman and Members of the Subcommittee:

We are pleased to be here today to discuss our ongoing work for the Subcommittee concerning federally funded teacher training programs. Over the last few years, teacher training has been recognized as an important component of education reform in the United States. In 1994, the Congress passed the Goals 2000: Educate America Act, which established a national goal of providing teachers with access to programs to continually improve their teaching skills. To help achieve this goal for the 3 million elementary and secondary school teachers in the United States, an array of federal programs support teacher training. Some of these programs were established several years ago, and others more recently. In addition, the Administration is proposing new teacher training programs in its fiscal year 2000 budget request. In light of the role that teacher training has in education reform, it is important to know whether current programs are effectively configured to meet national goals and the extent to which they are achieving these goals.

Today, my testimony will focus on two main topics: (1) the number of agencies and the programs they administer that support teacher training, along with some general characteristics of these programs, and (2) the funding provided by these programs. I will also discuss some of the challenges posed by the number and diversity of programs in determining whether they are achieving desired outcomes. My statement is based on our preliminary observations from a study that we are conducting at your request.

For this study, we reviewed programs listed in the Catalog of Federal Domestic Assistance (CFDA) and sent a survey to agencies administering programs that support training for elementary and secondary school teachers. Our survey was designed to classify programs by the extent to which they supported teacher training and obtain information on the types of training and amount of funding they provided to support teacher training. The Department of Education is still reviewing funding data for a few programs included in our review.

In summary, our preliminary results indicate that 13 agencies administer 87 programs that support teacher training to varying degrees. The Department of Education administers the majority of these programs. The programs support training in a variety of ways, including paying for training-related materials, such as books on teaching strategies, and teachers' travel expenses associated with attending conferences.

---

Federal funding for teacher training is estimated to exceed \$1.5 billion during fiscal year 1999. Education's programs account for over 86 percent of total funding.

- Over \$579 million will be provided by programs that agencies classified as focusing exclusively on supporting teacher training.
- About \$933 million will be provided by programs that agencies classified as supporting teacher training to a significant degree. For example, according to the Department, teacher training is an important activity of the title I program, but the program's primary purpose is broader—to provide services to educationally disadvantaged children.
- Funding estimates are generally unavailable for programs where teacher training is an allowable but not a significant activity.

The number and diverse nature of programs—as well as the number of agencies responsible for administering them—create challenges in determining whether the programs are achieving national goals. Coordination among programs and agencies as well as the conduct of program evaluations are essential, given the diversity of existing programs. The Results Act can provide a structured approach to such coordination and evaluation activities and help measure progress toward achieving national goals. For example, agencies' annual performance plans can provide important information on how agencies are tracking and evaluating program results. We will be developing information in this area as we continue with our review.

---

## **Thirteen Agencies Administer 87 Programs That Support Teacher Training**

Based on our survey, 13 agencies administer 87 programs that support teacher training. While some of these programs were created specifically for the purpose of supporting teacher training, many others support teacher training as a means of achieving other purposes. As a result, the extent to which the programs support training varies. We asked agencies to classify their programs into three categories based on these differences: (1) programs designed exclusively to support teacher training, (2) programs that support a significant amount of teacher training but also support other activities, and (3) programs that allow teacher training but such training is not significant compared to other program activities. Table 1 shows how agencies classified the 87 programs into these three categories.

**Teacher Training: Over \$1.5 Billion Federal Funds Invested in Many Programs**

**Table 1: Classification of 87 Programs That Support Teacher Training, Based on Amount of Training Provided**

<b>Agency</b>	<b>Program supports training exclusively</b>	<b>Program supports a significant amount of training</b>	<b>Program allows training</b>
Department of Education	8	28	26
Department of Agriculture	0	0	1
Department of Interior	0	0	2
Department of Health and Human Services	1	3	1
National Aeronautics and Space Administration	2	1	0
National Science Foundation	0	1	0
Corporation for National Service	0	1	1
Environmental Protection Agency	0	0	2
National Endowment for the Arts	0	0	2
National Endowment for the Humanities	0	2	0
United States Information Agency	0	3	0
James Madison Memorial Fellowship Foundation	1	0	0
United States Institute of Peace	0	0	1
<b>Total</b>	<b>12</b>	<b>39</b>	<b>36</b>

As shown in table 1, four agencies administer 12 programs that are designed only, or exclusively, to support teacher training. Education administers eight of these programs, which includes the Eisenhower State Grant program, the largest teacher training program. Under this program, most funds are allocated to school districts through states, while 15 percent is provided competitively through states to higher education institutions and nonprofit agencies. All of these fund are used to promote teacher training, primarily in math and science.

Seven agencies administer 39 programs that are designed to achieve purposes other than just teacher training but support a significant amount of teacher training, according to survey respondents. These programs include Education’s title I program, which provides financial support to states and school districts for programs designed to address the needs of

educationally disadvantaged children, especially in high-poverty areas. Title I funds may be used for a variety of expenses to achieve program purposes, such as employee salaries and computer equipment, as well as for teacher training. Another example of a program in this category is the National Aeronautics and Space Administration's (NASA) Aerospace Education Services Program. The purpose of this program is to increase public awareness and understanding of scientific research and technological development. As a part of this program, NASA funds workshops for K-12 teachers intended to improve science teaching and learning and thus help achieve program purposes.

Finally, eight agencies administer 36 programs that allow teacher training as an activity but do not provide a significant amount of teacher training compared with other program activities. Education, for example, classified its Fund for the Improvement of Education Program in this category. Under this program, Education awards grants on a competitive basis to support a wide variety of activities intended to further education reform and improve teaching and learning. While the program may support teacher training, such training is only one of many activities funded under the program. Another example of a program in this category is the Environmental Protection Agency's (EPA) Environmental Education Grants Program. Under this program, EPA provides grants to educational institutions and nonprofit organizations to address a wide range of environmental issues. These organizations can use funds to study and assess specific environmental issues or problems. Grantees may also provide teacher training for K-12 teachers and other educators.

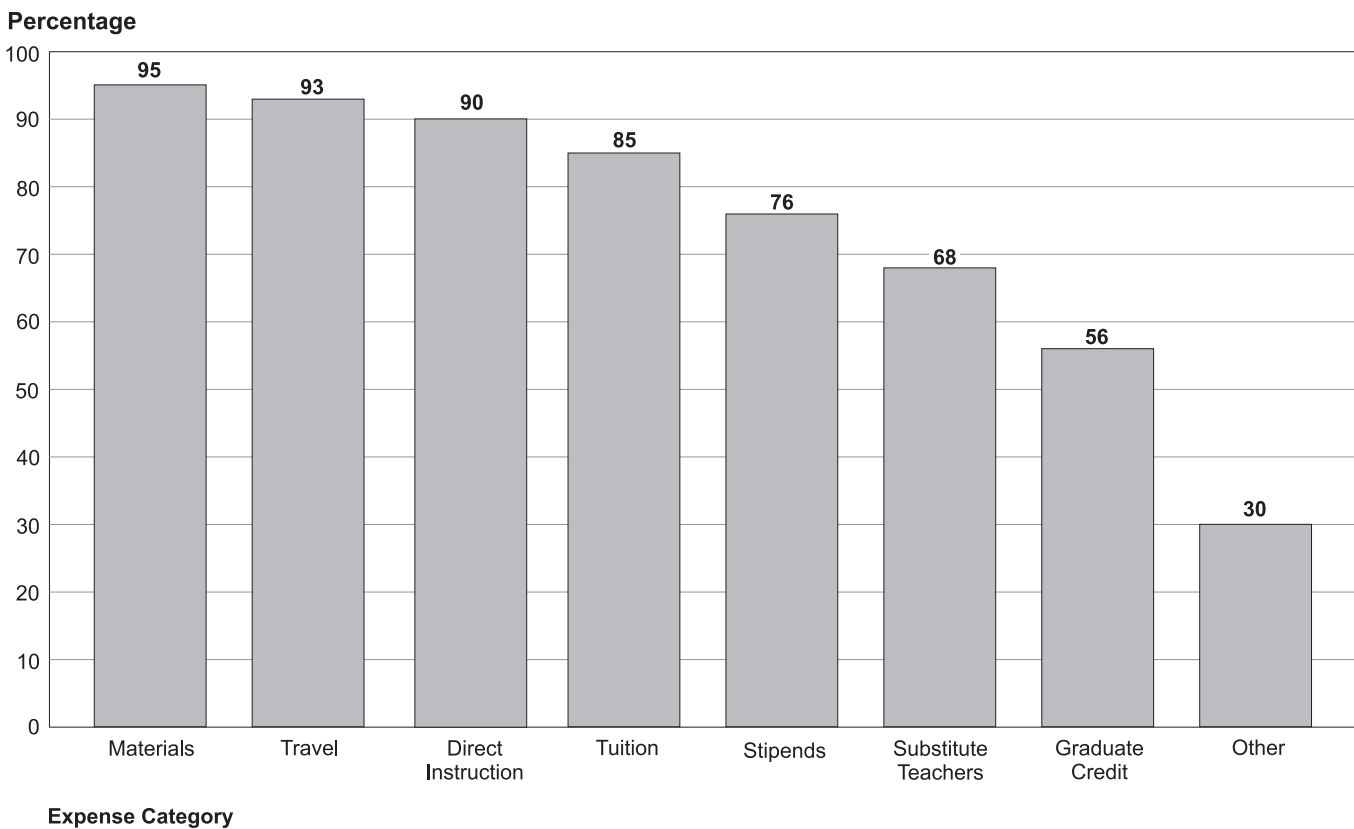
Across all three categories, the majority of programs are designed to support training for teachers who already teach (in-service training) rather than those preparing to become teachers (preservice training). Our survey indicated that of the 87 programs, 78 percent primarily support in-service training and 6 percent primarily support preservice training; 16 percent support both in-service and preservice training about equally. Appendixes I through III identify each agency's programs and the types of training supported, by program category, respectively.

In general, programs support teacher training by providing funds that can pay for a variety of training-related expenses. The most frequently reported eligible use of funds was for materials, such as books on teaching strategies (95 percent of programs), followed by travel, such as transportation and accommodation costs for attending conferences (93 percent of programs). Other uses included direct instruction, tuition,

**Teacher Training: Over \$1.5 Billion Federal Funds Invested in Many Programs**

stipends, release time by paying for substitute teachers, and graduate credit. (See fig. 1.)

**Figure 1: Percentage of Responses by Eligible Expense Category**

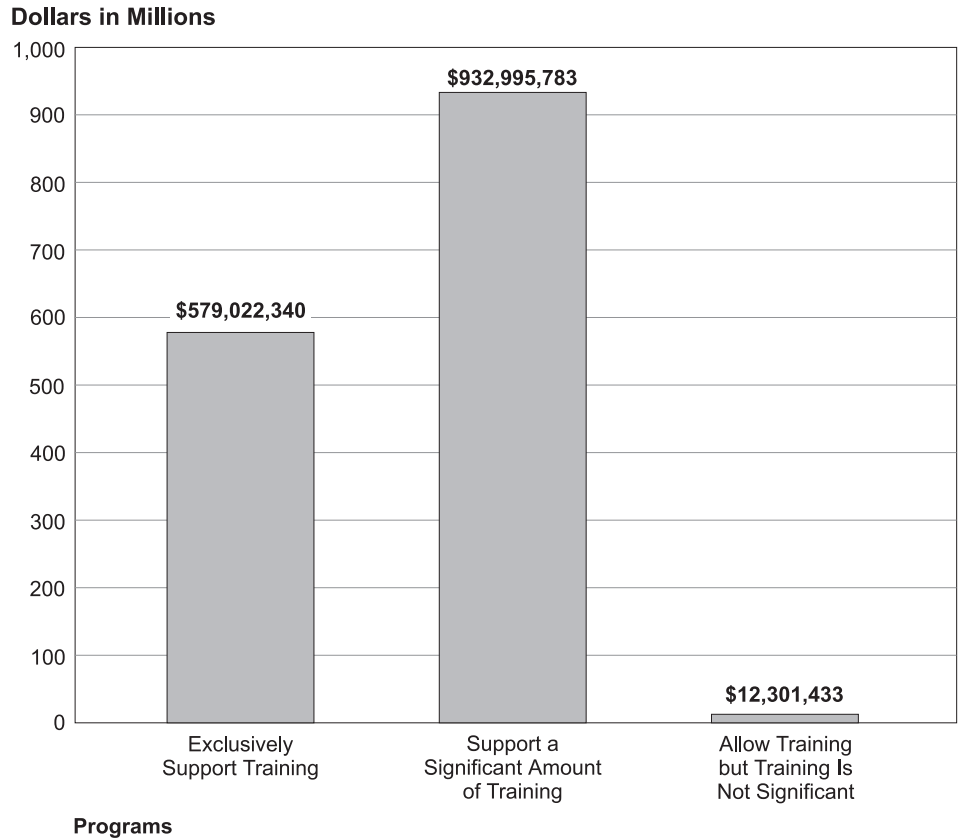


**Over \$1.5 Billion Will Support Teacher Training in Fiscal Year 1999**

Agency officials estimate that at least \$1.5 billion dollars will be used to support teacher training in fiscal year 1999. Education's programs account for over 86 percent of total funding. As figure 2 shows, programs that support teacher training exclusively account for 38 percent of total estimated funding. Programs that support a significant amount of teacher training account for over 61 percent of total estimated funding, while programs that allow teacher training account for less than 1 percent. However, officials for many programs—especially those that allow teacher training—were unable to estimate the amount of funds used to support teacher training.

**Teacher Training: Over \$1.5 Billion Federal Funds Invested in Many Programs**

**Figure 2: Share of Estimated Fiscal Year 1999 Teacher Training Funding Contributed by Three Program Categories**



**Education Provides Nearly All the Funding for Programs That Exclusively Support Teacher Training**

Funding for the 12 programs designed exclusively to support teacher training totals over \$579 million; Education’s programs provide nearly all of these funds. Table 2 lists the number of programs and funding levels that exclusively support teacher training, by agency.



**Teacher Training: Over \$1.5 Billion Federal Funds Invested in Many Programs**

**Table 2: Number of Programs Administered and Estimated Funding Provided by Programs That Exclusively Support Teacher Training, by Agency**

<b>Agency</b>	<b>Number of programs</b>	<b>Estimated funding for teacher training</b>	<b>Share of total funding for category</b>
Department of Education	8	\$574,365,000	99.2
Department of Health and Human Services	1	1,000,000	0.2
National Aeronautics and Space Administration	2	2,678,940	0.5
James Madison Memorial Fellowship Foundation	1	978,400	0.2
<b>Total</b>	<b>12</b>	<b>\$579,022,340</b>	<b>100.1<sup>a</sup></b>

<sup>a</sup>Total does not add due to rounding.

Education’s Eisenhower State Grant Program, funded at \$355 million for fiscal year 1999, accounts for over half of the total funding for programs in this category. Appendix I provides the funding levels for each of the 12 programs in this category.

**Over Half of Total Estimated Funding Is Provided by Programs That Support Teacher Training to a Significant Extent**

Programs that support teacher training to a significant extent—but are not designed exclusively to support teacher training—are estimated to provide almost \$933 million for training in fiscal year 1999. As shown in table 3, Education’s programs provide about 79 percent of this funding.

**Teacher Training: Over \$1.5 Billion Federal Funds Invested in Many Programs**

**Table 3: Number of Programs and Funding for Programs That Provide a Significant Amount of Support for Teacher Training, by Agency**

<b>Agency</b>	<b>Number of programs</b>	<b>Estimated funding for teacher training</b>	<b>Share of total funding for program category</b>
Department of Education	28	\$735,925,452	78.9
National Science Foundation	1 <sup>a</sup>	173,230,000	18.6
National Endowment for the Humanities	2	7,236,000	0.8
Department of Health and Human Services	3	5,552,303	0.6
United States Information Agency	3	4,547,528	0.5
National Aeronautics and Space Administration	1	3,324,500	0.4
Corporation for National Service	1	3,180,000	0.3
<b>Total</b>	<b>39</b>	<b>\$932,995,783</b>	<b>100.1<sup>b</sup></b>

<sup>a</sup>The National Science Foundation reported information on two projects using a single survey because both projects are listed under one program listing in CFDA.

<sup>b</sup>Total does not add due to rounding.

Of the estimated \$933 million in teacher training funding from programs in this category, over 60 percent will be provided by four Education programs: title I (\$191 million); Goals 2000 (\$167 million); title VI, Innovative Education Program Strategies (\$43 million); and the Class-Size Reduction Program (\$180 million).<sup>1</sup>

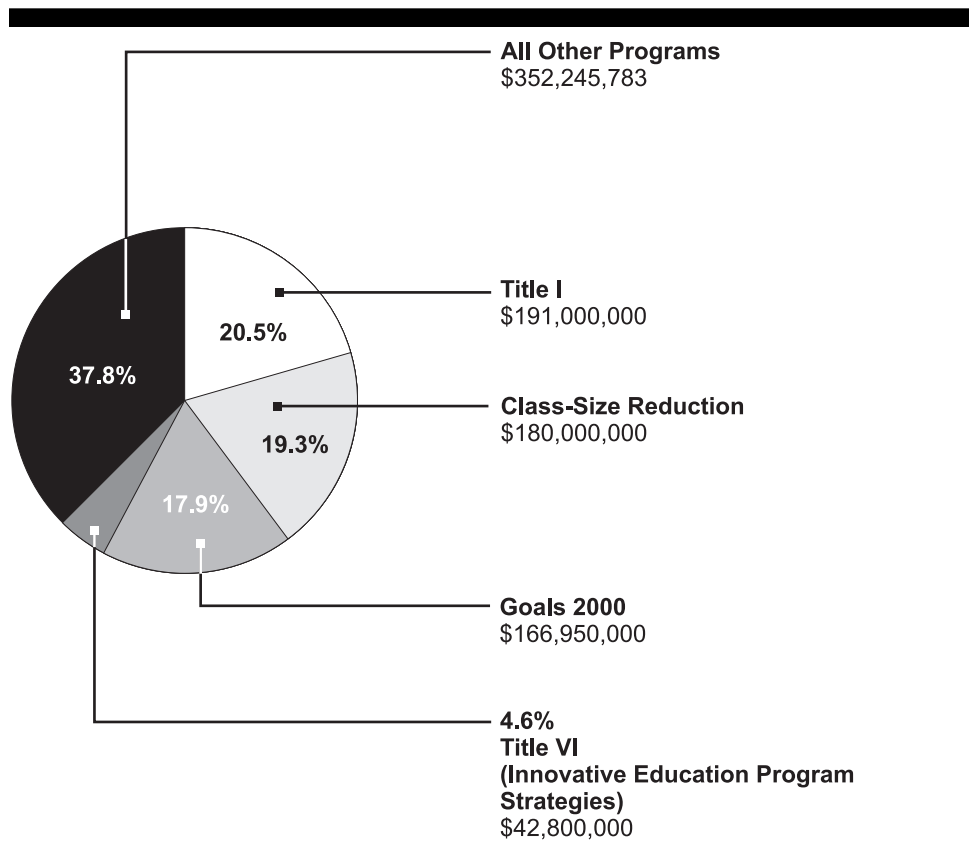
Total program funding and the proportion of program funds used for teacher training varies considerably among these four programs. For example, the estimated \$191 million of title I funds used to support teacher training represents less than 3 percent of the nearly \$8 billion program. On the other hand, the estimated \$167 million of Goals 2000 funds used to support teacher training represents about 36 percent of this program's total funding of \$491 million. While proportionally small, the amount of title I funds supporting teacher training (\$191 million) is significant compared to other programs, including the \$335 million Eisenhower State Grant program, the largest program designed exclusively to support teacher training.

<sup>1</sup>The Class-Size Reduction Program allows up to 15 percent of funds to be used for teacher training. The program received \$1.2 billion for fiscal year 1999, the only year it has been funded. The Administration is requesting additional funding for fiscal year 2000.

**Teacher Training: Over \$1.5 Billion Federal Funds Invested in Many Programs**

Figure 3 shows the share of total estimated funding for this category of programs contributed by each of these four programs and all other programs.

**Figure 3: Proportion of Funding Provided by Four Education Programs of Total Funding for Programs That Provide a Significant Amount of Teacher Training Support, Fiscal Year 1999**



While these four programs contribute a significant amount of funds to support teacher training, the programs provide states and localities flexibility in how to use the funds, including whether to support teacher training or other activities. Consequently, overall funding used to support teacher training can vary from year to year. Under the Goals 2000 program for example, states in aggregate used about 37 percent of their fiscal year 1995 funds (about \$110 million) and about 44 percent of their fiscal year 1996 funds (about \$151 million) to support teacher training. In each of these 2 fiscal years, more than a dozen states used most of their Goals

---

2000 funding to support teacher training, while nearly as many states did not fund teacher training at all.<sup>2</sup> Appendix II provides the funding levels of programs that respondents classified in this program category.

---

**Many Respondents Unable to Estimate Funding Amounts Provided by Programs That Allow but Do Not Significantly Support Teacher Training**

Training-related funding estimates for programs that allow teacher training but do not provide a significant amount of training were generally unavailable. Because teacher training is not a significant focus of these programs, agency officials often do not collect such detailed data. Of the estimates provided by agency officials, amounts ranged from \$130,000 under the United States Institute of Peace's International Peace and Conflict Management Research and Education program to almost \$5,000,000 under the Corporation for National Service's Learn and Serve America Program—a school-and community-based program. Appendix III provides the funding levels, if available, for each program in this category.

---

**Tracking Progress Toward National Teacher Training Goals Is as Important as It Is Challenging**

As we have shown, during fiscal year 1999, the federal government will invest over \$1.5 billion in programs that provide or support teacher training. An investment of this magnitude makes it important to know whether programs are achieving desired results. However, such a determination is not easy because of the number of agencies and programs involved. It is made even more difficult because a significant portion of the federal investment is made through programs that have objectives broader than only supporting teacher training, such as Education's title I and Goals 2000 programs. Such programs may not be designed to measure performance in areas as specific as teacher training.

As part of our ongoing review, we plan to assess whether identified federal programs are effectively configured to achieve national goals. One vehicle for doing this is by reviewing agencies' efforts under the Government Performance and Results Act of 1993. The act's emphasis on results implies that federal programs contributing to the same or similar outcomes should be closely coordinated, consolidated, or streamlined, as appropriate, to ensure that goals are consistent and that program efforts are mutually reinforcing.

Annual performance plans, required under the act, are an appropriate place for agencies to identify multiple programs—within and outside the agency—that contribute to the same or similar goals and to describe their

---

<sup>2</sup>These data were obtained during a prior study that resulted in our report *Goals 2000: Flexible Funding Supports State and Local Education Reform* (GAO/HEHS-99-10; Nov. 16, 1998).

coordination efforts so that goals are consistent and program efforts are mutually reinforcing. Through a preliminary review of Education's fiscal year 2000 plan, we learned that the Department—which administers a majority of the programs and the funds that support teacher training—has taken steps to address this issue internally. For example, Education notes in its plan that it has created a cross-office “professional development team” to share information and strategies in an effort to coordinate the Department's teacher training programs. Education's plan also describes efforts to coordinate with other federal agencies, such as the National Science Foundation. We will review in more detail Education's and other agencies' efforts in this regard as we continue our work.

Other sources of information for assessing program effectiveness are agencies' strategic plans required under the Results Act. These plans are to include descriptions of program evaluations used to develop their plans and provide a schedule for future evaluations. Such evaluations can provide important information not only for tracking agencies' progress toward achieving their performance goals but also for identifying particularly effective program strategies or best practices. Based on our preliminary review of its plan and evaluation activities, Education has also taken steps in this regard. For example, Education is currently funding a 3-year national evaluation of its Eisenhower program that is expected to provide information that could be used to measure its progress toward achieving established performance goals. The study is designed to provide information such as (1) the types and quality of teacher training provided under the program, (2) the characteristics of teachers who participate in funded training, and (3) the contribution such training makes toward teachers' instructional practices.

In addition to providing information useful for managing the Eisenhower program, such an evaluation, combined with others, could be useful for informing an overall federal strategy. Evaluation results could be used to guide teacher training activities conducted under other programs, where such program evaluations might not normally be undertaken. For example, Education recently reported that few data are available concerning the quality of teacher training activities funded under its title I, Innovative Education Program Strategies (title VI), or Bilingual Education (title VII) programs. Given the size of the investment made in teacher training through these programs—over \$280 million during fiscal year 1999—it is important to ensure that teacher training funded under these programs use available resources effectively. We will also be reviewing these and similar issues as we proceed with our study.

---

**Teacher Training: Over \$1.5 Billion Federal  
Funds Invested in Many Programs**

---

Mr. Chairman, this concludes my prepared statement. I would be happy to answer any questions that you or other Members of the Subcommittee may have.

---

---

# Programs Classified by Agencies as Exclusive Teacher Training Programs, by Type of Service Provided and Estimated Fiscal Year 1999 Funding

CFDA number	Agency program	Primary training type			FY 1999 funding <sup>a</sup>
		Preservice	In-service	Both about equally	
<b>Department of Education</b>					
84.168	Eisenhower Professional Development—Federal Activities		X		\$23,300,000
84.195	Bilingual Education—Professional Development			X	50,000,000
84.281	Eisenhower Professional Development—State Grants		X		335,000,000
84.286	Telecommunications Demonstration Project for Mathematics		X		5,000,000
84.299	Indian Education—Professional Development			X	1,865,000
84.336	Teacher Quality Enhancement Grants	X			77,200,000
84.342	Preparing Tomorrow's Teachers to Use Technology	X			75,000,000
84.928	National Writing Project		X		7,000,000
<b>Department of Health and Human Services, National Institutes of Health</b>					
93.113	K-12 Teacher Enhancement and Development		X		1,000,000
<b>James Madison Memorial Fellowship Foundation</b>					
85.500	James Madison Memorial Fellowship Program			X	978,400 <sup>b</sup>
<b>National Aeronautics and Space Administration</b>					
None	NASA Educational Workshops		X		1,603,940
None	NASA Opportunity for Visionary Academics	X			1,075,000

<sup>a</sup>Funding estimates are preliminary.

<sup>b</sup>Funding represents the amount estimated for teacher training; program funding is derived from interest earned on U.S. securities.



# Programs Classified by Agencies as Programs That Provide Significant Teacher Training, by Type of Service Provided and Estimated Fiscal Year 1999 Funding

CFDA number	Agency program	Primary training type			FY 1999 program funding <sup>a</sup>		
		Preservice	In-service	Both about equally	Total funding	Training obligations	Percent of funds
<b>Corporation for National Service</b>							
94.005	Learn and Serve America—Higher Education	X			\$10,750,000	\$3,180,000	29.6%
<b>Department of Education</b>							
84.002	Adult Education—State Grant Program		X		365,000,000	36,500,000	10.0
84.004	Civil Rights Training and Advisory Services		X		7,334,000	Unknown	NA
84.010	Title I Grants to Local Educational Agencies		X		7,676,020,000	191,000,000 <sup>b</sup>	2.5
84.013	Title I Program for Neglected and Delinquent Children		X		40,311,000	Unknown	NA
84.021	International: Overseas Group Projects Abroad		X		2,325,430	930,172	40.0
84.083	Women's Educational Equity Act Program		X		3,000,000	Unknown	NA
84.116	Fund for the Improvement of Postsecondary Education			X	50,000,000	500,000	1.0
84.203	Star Schools		X		45,000,000	22,500,000	50.0
84.206	Javits Gifted and Talented Students Education Grant Program		X		6,500,000	Unknown	NA
84.276	Goals 2000—State and Local Education Systemic Improvement Grants (Goals 2000 State Grants)		X		461,000,000	166,950,000 <sup>c</sup>	36.2
84.283	Comprehensive Regional Assistance Centers		X		28,000,000	Unknown	NA
84.289	Bilingual Education—Program Enhancement Grants		X		9,818,043	Unknown	NA
84.297	Native Hawaiian Curriculum Development, Teacher Training and Recruitment			X	4,800,000	500,000	10.4
84.298	Innovative Education Program Strategies		X		375,000,000	42,800,000 <sup>b</sup>	11.4
84.302	Regional Technical Support and Professional Development Consortia		X		10,000,000	8,500,000	85.0
84.303	Technology Innovation Challenge Grants		X		115,100,000	Unknown	NA
84.304	International Education Exchange		X		7,000,000	4,200,000	60.0

(continued)

**Appendix II  
Programs Classified by Agencies as  
Programs That Provide Significant Teacher  
Training, by Type of Service Provided and  
Estimated Fiscal Year 1999 Funding**

CFDA number	Agency program	Primary training type			FY 1999 program funding <sup>a</sup>		
		Preservice	In-service	Both about equally	Total funding	Training obligations	Percent of funds
84.318	Technology Literacy Challenge Fund Grants		X		425,000,000	Unknown	NA
84.319	Eisenhower Regional Mathematics and Science Education Consortia		X		15,000,000	11,800,000	78.7
84.320	Alaska Native Educational Planning, Curriculum Development, Teacher Training and Recruitment Program			X	5,030,000	327,780	6.5
84.323	Special Education—State Program Improvement Grants for Children With Disabilities			X	35,200,000	Unknown	NA
84.325	Special Education—Personnel Preparation to Improve Services and Results for Children With Disabilities	X			82,139,000	68,000,000	82.8
84.332	Comprehensive School Reform Demonstrations		X		145,000,000	Unknown	NA
84.338	Reading Excellence		X		260,000,000	Unknown	NA
84.340	Class-Size Reduction		X		1,200,000,000	180,000,000	15.0
84.929	Civic Education		X		7,500,000	1,417,500	18.9
None	Arts in Education		X		10,500,000	Unknown	NA
None	Ellender Fellowships		X		1,500,000	0	0
<b>Department of Health and Human Services, Centers for Disease Control and Prevention</b>							
93.865	Cooperative Agreements to Support Comprehensive School Health Programs to Prevent the Spread of HIV and Other Important Health Problems		X		49,422,582	5,166,933	10.5
<b>Department of Health and Human Services, National Institutes of Health</b>							
93.279	Drug Abuse Research Programs		X		1,958,989	Unknown	NA
93.938	Early Interventions for Children With Reading Problems			X	2,154,334	385,370	17.9

(continued)

**Appendix II  
 Programs Classified by Agencies as  
 Programs That Provide Significant Teacher  
 Training, by Type of Service Provided and  
 Estimated Fiscal Year 1999 Funding**

CFDA number	Agency program	Primary training type			FY 1999 program funding <sup>a</sup>		
		Preservice	In-service	Both about equally	Total funding	Training obligations	Percent of funds
<b>National Aeronautics and Space Administration</b>							
43.001	Aerospace Education Services Program		X		6,649,000	3,324,500	50.0
<b>National Endowment for the Humanities</b>							
45.162	Promotion of the Humanities—Education Development and Demonstration		X		4,875,000	3,900,000	80.0
45.163	Promotion of the Humanities— Seminars and Institutes		X		6,465,000	3,336,000	51.6
<b>National Science Foundation</b>							
47.076	Education and Human Resources			X	662,000,000	173,230,000	26.2
<b>United States Information Agency</b>							
82.012	Teacher Exchange— New Independent State Partners in Education		X		1,550,000	930,000	60.0
82.013	Educational Exchange— Teacher From Secondary and Postsecondary Levels (Fulbright Programs)		X		3,117,528	3,117,528	100.0 <sup>d</sup>
82.034	Exchange—English Teaching Fellows			X	1,007,848	500,000	49.6

Note: "Unknown" denotes that survey respondents were unable to estimate the amount of funding dedicated to teacher training; "NA" denotes that a percent is not applicable.

<sup>a</sup>Funding estimates are preliminary.

<sup>b</sup>The source of these estimates is Education's 1999 report Federal Education Legislation Enacted in 1994: An Evaluation of Implementation and Impact.

<sup>c</sup>This was the estimate provided in response to our survey. However, in its 1999 report, Education estimates that \$187 million will be used for teacher training.

<sup>d</sup>Although 100 percent of program funding is used to support teacher training, at least 75 percent of funds are used for stipends to assist foreign teachers with living expenses in the United States.

# Programs Classified by Agencies as Programs That Allow Teacher Training, by Type of Service Provided and Estimated Fiscal Year 1999 Funding

CFDA number	Agency program	Primary training type			FY 1999 program funding <sup>a</sup>		
		Preservice	In-service	Both about equally	Total funding	Training obligations	Percent of funds
<b>Corporation for National Service</b>							
94.004	Learn and Serve America—School- and Community-Based Programs		X		\$32,250,000	\$4,837,500	15.0%
<b>Department of Agriculture, Food, and Nutrition Services</b>							
10.574	Team Nutrition Grants		X		4,000,000	Unknown	NA
<b>Department of Education</b>							
84.011	Migrant Education—Basic State Grant Program		X		346,189,000	Unknown	NA
84.018	International: Overseas Seminars Abroad—Bilateral Projects		X		1,123,400	748,933	66.7
84.027	Special Education—Grants to States		X		4,310,700,000	Unknown	NA
84.048	Vocational Education—Basic Grants to States			X	1,013,128,950	Unknown	NA
84.051	Vocational Education—National Activities		X		13,497,000	3,660,000	27.1
84.060	Indian Education—Grants to Local Educational Agencies		X		62,000,000	Unknown	NA
84.144	Migrant Education—Coordination Program		X		8,500,000	Unknown	NA
84.162	Immigrant Education		X		150,000,000	Unknown	NA
84.173	Special Education Preschool Grants		X		373,985,000	Unknown	NA
84.184	Safe and Drug-Free Schools and Communities—National Programs		X		125,000,000	Unknown	NA
84.186	Safe and Drug-Free Schools and Communities—State Grants		X		441,000,000	Unknown	NA
84.196	Education for Homeless Children and Youth			X	28,800,000	Unknown	NA
84.210	Native Hawaiian Gifted and Talented			X	2,000,000	200,000	10.0
84.213	Even Start—State Educational Agencies		X		125,250,000	Unknown	NA
84.214	Even Start—Migrant Education		X		4,050,000	Unknown	NA
84.215	Fund for the Improvement of Education		X		147,000,000	Unknown	NA
84.229	Language Resource Centers		X		2,450,000	Unknown	NA

(continued)

**Appendix III  
Programs Classified by Agencies as  
Programs That Allow Teacher Training, by  
Type of Service Provided and Estimated  
Fiscal Year 1999 Funding**

CFDA number	Agency program	Primary training type			FY 1999 program funding <sup>a</sup>		
		Preservice	In-service	Both about equally	Total funding	Training obligations	Percent of funds
84.243	Tech-Prep Education		X		106,000,000	Unknown	NA
84.257	National Institute for Literacy			X	6,000,000	Unknown	NA
84.258	Even Start—Indian Tribes and Tribal Organizations		X		2,025,000	Unknown	NA
84.282	Charter Schools		X		100,000,000	Unknown	NA
84.288	Bilingual Education—Program Development and Implementation Grants		X		16,512,243	Unknown	NA
84.290	Bilingual Education—Comprehensive School Grants Program		X		90,624,010	Unknown	NA
84.291	Bilingual Education—Systemwide Improvement Grants		X		42,062,579	Unknown	NA
84.293	Foreign Language Assistance		X		6,000,000	Unknown	NA
84.995	School-to-Work National Activities		X		250,000,000	2,150,000	0.9
<b>Department of Health and Human Services, National Institutes of Health</b>							
93.389	Research Infrastructure		X		5,994,000	Unknown	NA
<b>Department of Interior, Bureau of Indian Affairs</b>							
15.042	Indian School Equalization Program		X		308,518,000	Unknown	NA
15.043	Indian Child and Family Education		X		5,513,000	Unknown	NA
<b>Environmental Protection Agency</b>							
66.950	Environmental Education and Training Program		X		1,625,000	Unknown	NA
66.951	Environmental Education Grants		X		2,470,000	575,000	23.3
<b>National Endowment for the Arts</b>							
45.024	Promotion of the Arts—Grants to Organizations and Individuals		X		38,770,480	Unknown	NA
45.025	Promotion of the Arts—Partnership Agreements		X		27,686,000	Unknown	NA
<b>United States Institute of Peace</b>							
91.001	International Peace and Conflict Management—Research and Education		X		13,506,000 <sup>b</sup>	130,000	1.0

(Table notes on next page)

---

**Appendix III  
Programs Classified by Agencies as  
Programs That Allow Teacher Training, by  
Type of Service Provided and Estimated  
Fiscal Year 1999 Funding**

---

Note: "Unknown" denotes that survey respondents were unable to estimate the amount of funding dedicated to teacher training; "NA" denotes that a percent is not applicable.

<sup>a</sup>Funding estimates are preliminary.

<sup>b</sup>The Institute of Peace was unable to provide funding at the program level. The funding amount shown represents the total funding for the agency.

---

### Ordering Information

The first copy of each GAO report and testimony is free. Additional copies are \$2 each. Orders should be sent to the following address, accompanied by a check or money order made out to the Superintendent of Documents, when necessary. VISA and MasterCard credit cards are accepted, also. Orders for 100 or more copies to be mailed to a single address are discounted 25 percent.

**Orders by mail:**

**U.S. General Accounting Office  
P.O. Box 37050  
Washington, DC 20013**

**or visit:**

**Room 1100  
700 4th St. NW (corner of 4th and G Sts. NW)  
U.S. General Accounting Office  
Washington, DC**

**Orders may also be placed by calling (202) 512-6000  
or by using fax number (202) 512-6061, or TDD (202) 512-2537.**

**Each day, GAO issues a list of newly available reports and testimony. To receive facsimile copies of the daily list or any list from the past 30 days, please call (202) 512-6000 using a touchtone phone. A recorded menu will provide information on how to obtain these lists.**

**For information on how to access GAO reports on the INTERNET, send an e-mail message with "info" in the body to:**

**[info@www.gao.gov](mailto:info@www.gao.gov)**

**or visit GAO's World Wide Web Home Page at:**

**<http://www.gao.gov>**

---

**United States  
General Accounting Office  
Washington, D.C. 20548-0001**

**Bulk Rate  
Postage & Fees Paid  
GAO  
Permit No. G100**

**Official Business  
Penalty for Private Use \$300**

**Address Correction Requested**

---